



SPRINGFIELD ART GUILD (SAG)



A place for a creative experience

November 2015 Newsletter

Meeting Schedule

Wed. Nov. 18, 2015, 6-9pm

Richard Byrd Library
7250 Commerce Street
Springfield, VA 22150

6:00 pm – Doors Open

6:00 pm – 6:45 pm - Networking

6:45 pm – Business Meeting

7:00-8:30pm – Featured Speaker


www.springfieldartguild.org

IN THIS ISSUE:

- **Don't Forget - Different Meeting Date for November!!!**
- **November Featured Speaker is Lee Darter**
- **SAG December Holiday Potluck Party**
- **Drawing is not About Making Pictures...**
- **The Sketchbook Project**
- **Limited Palettes**
- **Mixing Your Colors Virtually**
- **Painting Lake Accotink Park, One Face at a Time**
- **Art Opportunities**

ATTENTION!!!

Our November meeting will be held on **November 18th**. Mark your calendars. Veterans Day holiday falls on the 2nd Wednesday and the library will be closed so we moved our meeting to the following Wednesday.



Exploring Zentangle– Bring your sketch book to participate!

Our November 18th featured is Lee Darter. Lee Darter has been teaching elementary art since 1995. She currently works as a K-5 art teacher at Cedar Point Elementary in Bristow, Virginia Prince William County. Lee was named North Virginia Elementary Art Educator of the Year 2015. Lee also owns her own studio business named Doodle All Day under which she teaches Bookbinding, Printmaking, Paper Mache, Mixed Media art, children's art camps and Zentangle. She also teaches at the Candy Factory (Center for the Arts) in Manassas, Virginia and at the Workhouse in Lorton, Virginia.



Lee has an art education blog where she provides classroom art lesson as well as writing about the trials and tribulations of an elementary art teacher. Lee holds a BFA degree in advertising art and a MEd degree in art education. She is also the President of the Ron Abney Educational Fund, a 501c3 charity. The Fund pays the full college tuition of the orphans of the Takeo, Cambodia orphanage. This is a charity her father started in 1993,



and which Lee is now carrying on her father's mission to make sure all the high school graduates of the orphanage receive a free college education. Lee is currently living in Woodbridge, Virginia and is married to an ARMY soldier and has one son who is a landscape artist

www.artroomblog.blogspot.com

www.ronabneyeducationalfund.org

Lee will present the creative method of Zentangle to SAG at our November meeting and will also provide some basic instruction so we can try it during our meeting. Please bring your sketch books. Lee Darter will provide the pens but you will need to provide paper or sketch book.

Zentangle Workshop with Lee Darter from Doodle All Day Studio

By Lee Darter

The Zentangle Method is an easy-to-learn, relaxing, and fun way to create beautiful images by drawing structured meditative patterns. It increases focus and creativity, provides artistic satisfaction along with an increased sense of personal wellbeing. The Zentangle Method is enjoyed all over this world across a wide range of skills, interests and ages. Life is an art form and the Zentangle Method is an elegant metaphor for deliberate artistry in life.

Please join me and explore more about this wonderful and uplifting art form. *(Continued next page)*




As you practice the Zentangle Method, you discover that not only can you create beautiful art, you also can increase your focus and create a different mood and state of mind. The Zentangle Method of simple deliberate strokes which build on each other in beautiful, mesmerizing and surprising ways.

Great Deal:

At our Nov. 18th meeting Lee will have Zentangle kits on sale if anyone would like their own personal kit to use during the hands on demonstration and to take home. The cost will be

\$15 dollars. Lee Darter takes cash, checks (made out to Doodle All Day), debit and credit cards.





SAG'S HOLIDAY PARTY

DEC. 9th

5:30pm-9pm *(More info/reminders at the November Meeting)*

Potluck Dinner and Gift Exchanges!

Some details:

SET UP:



Set up starts at 5:30pm. As people arrive we will enlist you to help with setting up tables for food, gifts, dining, etc. Feel free to bring a few decorative end-of-year seasonal decorations in order to take the edge off the brick walls for a few hours. Will also enlist help to set up both the GIFT EXCHANGE table and the ART EXCHANGE table. Easy.

BRING FOOD:



Bring a salad (pasta salad, potato salad, fruit salad, tossed salad etc.), appetizer or dessert, or if you feel generous, one of each! Any who want to bring a liter of something to drink, please do but please NOT everybody. Drinks not used can be consumed at subsequent month's S.A.G. meetings. Since there are few electrical outlets to access near the food tables...it might be better if whatever you bring, does not need to be kept warm. Anything in a crockpot that can exist with its own residual heat is welcome though!



For anyone who would like to participate in a gift exchange we will have 2 kinds – artwork exchange AND art-type product exchange. Each person can participate in one type of exchange OR both types.

YOUR CHOICE: TO BRING:



- 1) ART: for EXCHANGING:** A piece of your art, wrapped festively ... Yes, sign your actual artwork, but don't sign the outside wrapping. No size restriction, or media, but suggest you keep it rather small, maybe under 16"X20"
- 2) ART-TYPE PRODUCT: for EXCHANGING:** Bring a gently used art book, or brushes you bought but then decided you did not need, mixing trays, or duplicates of things you have, or purchase a new item if desired. Suggest you keep it under \$10.00. You get the idea! Wrap the item(s) but do not put your name on it.
- 3) SEASONAL ART WORK:** This will be used to decorate the chalk ledge on the white board we use. If you have artwork of a winter scene, or other seasonal piece you want to share with us and decorate the meeting space...please bring it. No requirement here....all voluntary. Not for exchange - just for décor in order to make the room more festive during our party.

PROGRAM:



- Business Meeting and Announcements/short-and-fast
- Dinner and chatting
- Dessert and GIFT/ART Exchanging
- Chatting and coffee, artist comments on the art they brought in if the artist wants to share that info
- Clean up...done as we always do

“Drawing's not about making pictures, but learning how to see!”

by Lydia Jechorek

SAG members and guests enjoyed an evening with [Margaret Wohler](#). After over 10 years as the naturalist and artist for Fairfax County's Huntley Meadows Park, she hasn't lost her enthusiasm and excitement for her craft and teaching Nature Journaling and sketching classes.

Margaret documents her life and adventures not with photographs, but art journals. Art journaling has a long-standing artistic tradition. Unlike her photographs, it is her journals Margaret returns to often. She keeps three journals at any given time. One for around the house, another for her work with children and of course a travel journal.

Margaret keeps one side of her journals for notes and the other side is for quick drawings to capture the moment. She documents every entry with 6 notes: 1) Location, 2) date, 3) time, 4) percentage of cloud cover 5) temperature, (she carries a temp gage!) and 6) all the sounds you hear just before she starts drawing.

Margaret says a quick sketch is teaching the eye to see and putting shapes into the right spots! She teaches even the beginner can do it if they break what they see into 5 shapes: ○ Circle, • dot, \ line, (curve, and > angle. Her students receive a package of all of the art supplies they will need on their trip into the “wilderness.”

Margaret recommended journaling books by [Cathy Johnson](#) if you want to take your journals to the next level.

Our SAG members participated in an exercise with small journals Margaret supplied. We started by writing our 6 notes before beginning our sketches...It is a little hard to document the cloud coverage in the library, but even indoors there are sounds you miss if you aren't listening for them.

Thank you Margaret for a great evening.

The Sketchbook Project

by Lydia
Jechorek



Margaret Wohler, our October Guest Speaker, has participated in The Sketchbook Project.

What is it? So glad you asked.

If you've never heard of it The Sketchbook Project is a crowd-sourced library of over 32,000 sketchbooks (and counting) from 135+ countries worldwide. Anyone can make a book of their own to add to the collection at www.sketchbookproject.com/participate

The young and the old, beginners and professionals have participated. [Click here](#) to see images of journals.

[Brooklyn Art Library](#) (Brooklyn, NY) is home to The Sketchbook Project collection in its

physical form. Our walls are lined with shelves that hold the tens of thousands of books currently in the collection. The library serves as a reading room where you can get cozy and spend an afternoon enjoying artwork in a hands-on experience with the help of our librarians. But if you can't make it to Brooklyn, you can browse the library digitally.

The Sketchbook Project offers other [Challenges](#), from free weekly creative prompts to medium-specific swaps and exchanges. Get some inspiration to create and check out some of their past and current projects.

Check them out, you might be inspired to create and submit a journal yourself...

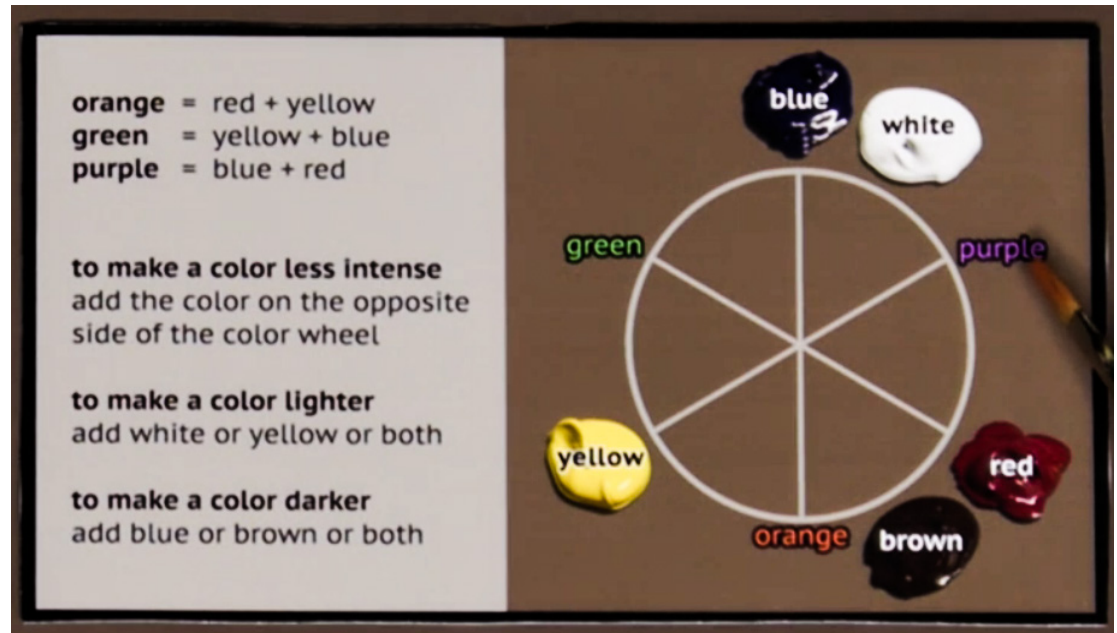


LIMITED PALETTES – SHOULD YOU OR SHOULDN'T YOU GIVE IT A TRY?

By Lydia Jechorek

There are many schools of thought about using a limited palette. I don't know about you, but I can't go into an art store and not buy a tube of paint. I love color. I love to ask people about their favorite paint color, that specialty color they didn't know they couldn't live without. If I don't have it, I buy it. In my internet travels, one of the things I enjoy doing is looking at the supply list for my favorite artists' workshops to see what palettes they use. There is almost one color that's different than the others.

That being said, I think using a limited palette is something we should all try, especially new painters. It is something I keep promising myself I will do more often. It's the way you learn about color in a way you can't learn if it comes out of a tube. I know I need to push myself to get better at mixing color. Also note, different artists who use limited palettes don't necessarily use the same limited colors. And limited doesn't always mean just red, blue, yellow, black and white, but it's a good place to start. Did you know mixing ivory black & yellow make a nice green or that adding a little red to any green will tone it down for landscapes? It is all about experimenting.




There are many articles about limited palettes on the net. I saw Ed Cahill's and it made me think this would be an interesting topic for the newsletter. I've added a couple more for you viewing pleasure.

Ed Cahill | Plein Air and Landscape Painter | Marietta, Georgia | Limited Palette | Big Results [Click here](#) to see his article.

James Gurney writes a terrific blog called [Gurney's Journey](#) and here is one of his articles on the merits of using a limited palette. [Click Here](#)

Mark Carder produced a YouTube video lesson on using a limited palette.



If you have something you would like to put in the SAG newsletter please send it to teresatindlebrunson@gmail.com . We are always looking for news about art shows, your personal accomplishments, awards, informative articles etc. Please have your articles or information to me by the 15th of each month.

What a concept- MIXING YOUR COLORS - VIRTUALLY

In case you missed it in the October newsletter, [Golden](#) paint has an internet site where you can mix colors virtually. It's their ['COLOR MIXER'](#) tab. Now you can [virtually](#) mix 2 or 3 colors together and see the results before putting paint to palette! It's a great way to work with color mixing without wasting paint.

How does it work? *Click on the color, then click on the paint tube on the right. Pull on the paint "cap" and that will determine how much paint you are mixing. [Click here](#) to check it out.*

Painting Lake Accotink Park, One Face at a Time

by Elaine Sevy

A huge thank you goes to Chris Gaugler, her husband Hanson, and Lydia Jechorek for joining me, Elaine Sevy, to represent SAG and handle the face-painting activity at Lake Accotink Park's Fall Fest, Oct 24.

Erica Exline, Mary Exline's daughter-in-law and a professional face painter, gave several of us an excellent face-painting workshop on Wednesday before the event to equip us with basic skills and materials to pull it off.

We lost count of how many faces we painted as the day went on. "It seemed almost everyone attending other activities around the park had their faces painted," said Meghan Walker, president, Friends of Lake Accotink Park.



Meghan was joined by an eager youngster to get the fun going by having fall leaves painted on their cheeks.

SAG is exploring a partnership opportunity with the Friends of Lake Accotink Park and park staff to offer plein air painting opportunities at Lake Accotink — including seasonal plein air outings and plein air painting workshops for members of both organizations and the public.

We are also discussing an art show an/or art festival, use of a classroom at the park for an "open studio," and other possibilities.

The goal is for this partnership to give SAG another means to serve our community's interest in fine "visual" arts, fine crafts and photography.

The growing popularity of plein air painting — along with the "local" movement —offers SAG & FLAP and Lake Accotink Park a unique opportunity to work together to support the visual arts in our community and educate the public about Lake Accotink Park and Accotink Creek.

ART Opportunities

MonoPrint Workshop. Hurry and sign up!

Hi, Everyone,

I want to let you know about a Watercolor MonoPrint workshop I will be teaching at one of my favorite places on **OCT 31, 10-3; The Frame Factory!** Although I usually go to the Alexandria location (address below) for all of my framing needs (and I have many!), I will be teaching this workshop at the Vienna location. If you would like to have more time to learn about and delve into watercolor mono prints, this is your chance! You will have time to create 5-10 finished pieces. They will make unique and original gifts for the holidays.

Previous watercolor is NOT required. ALL levels are welcome.

Class fee is \$100. Plus \$6 for a variety of papers for you to try. All watercolor supplies are provided. I will mat one of your pieces and have more mats for purchase if you'd like: \$4 each for mat, backing board and clear bag. Or 5 for \$15. They are 'magic' mats and make your work perfect for framing or gift giving.

MARNI MAREE

MONOPRINT WORKSHOP at The Frame Factory

[212 Dominion Rd NE, Vienna, VA 22180](#)

SATURDAY: OCTOBER 31st FROM 10 am-3 pm

(See the website for more info and to sign up) www.theframefactory1.com

Hope to see you there!

Marni

[571-499-8272](tel:571-499-8272)

Marni

www.marnimaree.com

