



# Springfield Art Guild (SAG)

*A place for a creative experience*

February 2017 Newsletter

## Meeting Schedule

Wed. February 8, 2017,

6:00-9pm

Grace Church  
7434 Bath St.  
Springfield, VA 22150

6:00 pm – Set up and socializing  
7:00-7:30 pm – Business meeting  
7:45 – 8:30 pm - Speaker  
8:30 – 9:00pm – Clean up  
*Note: Schedule may vary*

[www.springfieldartguild.org](http://www.springfieldartguild.org)

[www.facebook.com/springfieldartguild/](https://www.facebook.com/springfieldartguild/)

## IN THIS ISSUE:

- **Putting Everything in Perspective – activity**
- **Franconia Gov. Ctr. SAG Art Show & Raffle**
- **Grace Presbyterian Church Directions**
- **All Prima Book Review**
- **Artist Trading Cards – An Invitation**
- **News About an Online Art Gallery**
- **SAG’s Missing DVDs**
- **UpCycle – Creative Resource Center**
- **Nature Journaling**
- **Exciting Member News**
- **Art Opportunities**

Join Us on Feb. 8<sup>th</sup> for a hands on experience.  
**“Putting Everything in Perspective”**  
**Basic Perspective Drawing**

Guest Speaker Lydia Jechorek

**Materials:** Please bring a straight edge and a pencil. Optional - Sharpie fine point marker. Paper will be provided.





Definition of perspective drawing: “Perspective drawing gives a three-dimensional feeling. In art, it is a system of representing the way that objects appear to get smaller and closer together the further away they are in the scene.”

SAG' February meeting will take a hands on look at basic perspective and how it applies to everything we draw and paint. Without perspective there is no sense of depth. If the vertical lines aren't straight the building or object will take on a look of being crooked or falling over. Of course, that's not a bad thing as long as that's the look we want for an old barn, but if we're are drawing a new building we won't want it to look like its ready collapse!

Artists' know perspective is key when drawing a landscape. The first thing we decide is where to place the horizon line. We all know it the artwork will more interesting if our horizon line doesn't cut the drawing or painting in half. We then rely on one point perspective to add a road, path,

or stream.

We use two point perspective when we add buildings to our landscapes. However, do you think about perspective when you are drawing objects in a still life, a car or deciding the correct size of the people in your beach scenes and cityscapes?

We think of perspective when we draw straight lines for a building, but it's also important when trying to determine the shape of the oval top when drawing a glass or round object. How do we know if the curves of the top and bottom of a cylindrical object should curve up or down? How do you figure out the size of tires on a car or even flowers in a field? It's all a matter of perspective.

Practice makes perfect. If you struggle with perspective drawing, start out by keeping things simple. Buy or go back and read a good basic book on perspective. Some of the best books are written for children. Now draw all the illustrations/examples in the book. Then draw objects around you from three eye views: below, even (on the horizon), then above your eye level. A stack of a few books, a cup, a single object. Pick simple things to draw then lightly draw 2 point perspective boxes and fit that object in the box. Print out a black and white photo, tape it to a large sheet of newspaper then draw perspective lines on top of the original drawing. Now you have a great visual on where the vanishing points will be for everything in your drawing. It's a fun way to “doodle” and you will find as your knowledge of how to use basic perspective grows it will make painting so much easier.

**Lydia Jechorek:** <http://lydiajchorek.blogspot.com> and [www.facebook.com/lydia.jechorek](http://www.facebook.com/lydia.jechorek)

## FRANCONIA GOVERNMENT CENTER (LEE DISTRICT) SHOW 2017

*Co-Chairs Lynn Martin, Lydia Jechorek, and John Singley*

Twenty-eight SAG members entered artwork in our annual show at the Franconia Government Center. There are over 60 pieces of art on display, and the show looks great! The work includes paintings in watercolor, acrylic, oils, pastel, colored pencil, as well as photography, combined media, mosaic, monoprinting, collage, polymer sculpture, and painted rocks. Participating members included established SAG members and new members who are participating for the first time. If you haven't seen the show, there is still time as it will hang until **Feb 25th**.

The hanging of the show on January 21<sup>st</sup> ran smoothly thanks to members who brought ladders, and who helped with: intake, preparing the art for hanging, staging the art, hanging it, labeling, and leveling. We were done by noon! We have already had a sale! Congratulations to Barb Aigen!

We know that cancelling the original hanging date of the 14<sup>th</sup> due to uncertainty regarding icy road conditions created challenges. Thank you to those that could help on the new date, and for all members being flexible in accommodating the "rain date" for the hanging!!

**Our reception will be held as part of the Supervisor's open house on January 28 th, 11:00-1:00.** If you still have art you would like to donate for the raffle, please bring it to the reception or arrange for someone to bring it for you.



*Some of Barb Aigen's painted rock houses which can be seen in the display case outside of the Supervisor's office.*

# Grace Presbyterian Church is SAG's new meeting place from January through June 2017

Grace Presbyterian Church  
7434 Bath Street  
Springfield, VA 22150

Our next meeting is  
Wednesday Feb. 8<sup>th</sup>

6:00 pm: Set up, socialize  
6:45 pm: Business meeting  
7:15 pm: Perspective Drawing  
9:00 pm: Clean up



As with all new places, there was a bit of confusion on which doors are unlocked at our January meeting.

**There are only 2 doors open for access to the auditorium.**

- 1) From Bath: **The front door beneath the steeple.** Go to the right.
- 2) From the lower lot on Grace St. there is an entry. Go up the stairs immediately on your left.

**DIRECTIONS:** to 4734 Bath St, Springfield, VA 22150

- 1) From Old Keene Mill Rd turn onto Hanover. (Turn at the light at the 7-11, one light west of the Richard Byrd library)
- 2) Turn left onto Grace St. (One block past Crestwood elementary school)
- 3) Go 3 blocks to Bath. Grace Church is on the left.

**PARKING:** There are 2 parking lots. From the lower lot off of Grace St. you can enter the lower doors at the parking lot level, go up the stairs and directly into the auditorium.

**Please note:** There is NO street parking on Bath unless you have a **handicap parking** sticker. There is limited **handicap parking** in the driveway on Bath. There are no steps if you enter at the main door beneath the steeple.

## Good Ideas and Free Advice, Chapter One of Alla Prima, by Richard Schmid

This is from a classic book from a renown artist, and his advice and ideas are appropriate for all mediums. I have abridged his comments a lot. If you want to see the full chapter or, better yet, read the whole book, you can read it for free via a web site called Scribd. You must create an account, but then you get to read this book, among others, for free for 30 days. (Then cancel the account if you wish.)

Schmid's thoughts:

**Talent** - Don't bother about whether or not you have it. Just assume you do, and then forget about it. And don't blame any failures on the lack of it - that is really a cop-out. You can learn the skills required for painting in the same way you can learn anything else.

**Learning** - Don't be afraid to learn. A lot of otherwise intelligent people believe that only spontaneity matters. I've always had trouble with that. If you are going to master a skill it is not wise to ignore what is already known. While you are in a learning mode, suspend your "arty" sensitivities. Focus on problem solving.

**Failure** - Profit from your failed paintings. Find out what you may be doing wrong and don't do it again. Mistakes are part of being human. So what?

**Your code** - Underlying all your choices should be your personal scruples, the standards and rules you set for yourself. Don't take advice unless you understand it. Without mindless imitation, don't be shy about stealing good ideas. All artists have done that.

**Vigilance** - Painting never gets easy. Once you get the fundamentals you will no longer crank out the turkeys, but don't expect masterpieces to emerge effortlessly.

**Confidence** - Self-doubt is crippling to painters. No one knows "what it takes"... so how could anyone know if they don't have it? Always give yourself the benefit of the doubt.

**En Garde** - Serious painting is not recreation or therapy or hell raising. It is a visual language and to say something worthwhile you must be fully conscious. You need clear thinking to paint. Be good to yourself - take breaks.

**Keep it Simple** - Don't go overboard with exotic or complex ways to paint. Don't wish for "secrets" of the masters either. The only secret was what they knew. Beware the lure of ostentatious techniques. Flashy tricks will not make your point stronger.

**Bedrock** - There is no limit to the number of ways a subject can be rendered and still look unmistakably authentic. Each paint stroke has 4 main characteristics - color, value, edges and drawing. Those are the only things that get onto our canvases. Art happens in the mind of the viewer.

**Finishing** - You are finished when you've said what you wish to say.

**About the Process** - Treat each painting session as a time to solve a specific problem. Once you have decided what it is about your subject that you wish to paint, ignore the rest of what you see. Painting is not a challenge to render everything in sight. A painting finished from edge to edge but poorly done is a waste of paint.

**Control** - However you choose to paint, get it accurate in every *necessary* respect. That does not mean "tight" or detailed. Looseness is not a frivolous departure from control, quite the opposite. Looseness should describe how a painting looks - not how it is done. Never knowingly leave anything wrong on your canvas.

**Wrong** - Wrong is anything on my canvas that doesn't look like what I intend it to look like. Whenever you put something on your painting that bothers you, don't leave it there. Although sometimes difficult to pinpoint, colors that don't belong or things badly drawn will disturb until they are corrected.

**Preliminaries** - Paintings must be done stroke by stroke. Much of what goes on at the start is prep work and will not look right until the final brushwork is laid over it. Once I have established where the major elements of my subject will be placed, I switch my thinking toward accurate work.

**Speed** - Slow down for the hard parts. Work only as fast as accuracy will allow.

**The Main Dish** - Once you know where you want to put everything, don't make random strokes anymore. This amounts to aimless daubing in the vain hope of accidentally making the right one. Your painting should have a minimum of trial and error. Verify what you are seeing on the subject for its shape, value, length, thickness, color, edges, and so on. Stepping back frequently and using a mirror are excellent ways to check for correctness.

**When Things Go Wrong** - Experience tells me that technical difficulties occur in only three areas - the subject, the circumstances, or in me. My painting is never to blame. Errors can occur within only one of the 4 visible elements: color, values, drawing or edges. Schmidt provides here a long checklist of common mistakes and difficulties...

Hope this is encouraging!  
Happy painting,  
John Nicholson

## ARTIST TRADING CARDS: AN INVITATION

*By Karen Chin*

*To all S.A.G. artists and photographers: I invite you to share your art skills and works with me and each other via **ARTIST TRADING CARDS**.*

**ABOUT:** While trading cards can and are used as very fine art and money-worthy collectible ACEO (Art Cards Editions and Originals), I invite you to use ATCs as a means of collecting a tiny piece of each other's' skills and art work. While I may not have room on my walls or money in my wallet to purchase your work, it would still be nice to have a small sample of your work.

**HOW:** Bring your artist cards to each meeting to trade with others who want to do ATC trading. (We already have DVDs, and art publications to share and recycle, the ATCs would be another way to share more personal art skills and tips as souvenirs.) This would also be another nice way to stay connected to each other's artist-sides.



**MAKING THE CARDS:** The size is exact and this is the only rule you really should follow: The cards must be 2 ½” X 3 ½” (69mm X 89mm). This is the same size as a playing card, or a baseball/sports trading card.. (in fact...covering a playing card with a design is a great way to make a unique ATC!). Use any media, draw, paint, collage, stitch, ballpoint pen, colored pencil, gouache etc. Many members are watercolorists, and likely have good watercolor paper that you have trimmed. While you can purchase pre-cut blank cards, use those valuable scraps and cut your own stack of correctly sized blanks. Use cardstock, plastic, rice paper etc. Consider gluing light weight papers onto another piece of sturdier backing. Be creative, and use what you have. If you are a frugal artist, you likely have a wonderful store of materials from which to choose! Photographers: don't exclude yourselves! If you have old photos that were lab trials....or you are doing studio clean out, or digital works that didn't quite work...please cut them up and **share them!!** (Glue them to a playing card!)

**CARDS APPROACH:** I use two methods: either the cards are unrelated with mixed media and mixed subject matters, or they are themed as in an “edition”. You might consider doing an “edition” for, perhaps a March meeting where every card is green, has shamrocks, and celebrates St. Patrick’s Day. While not making that series ALL the same, they are ‘themed’. (You may come up with different approaches, landscapes, snow scenes, still life, people, pets, all holidays, or all seasons, or some other fun topic for your personal approaches.)



**IDENTIFICATION:** On the back of each card, put your name, date, and any other info you want: perhaps your email, or website. I suggest you title the card, and if it is part of an edition, use the printmaker way of identifying them: 1 of 10, 2 of 10, 3 of 10 etc. Then the receiving artist knows they have something you have done in either a series, or in random topic. If you have done the series for a special event, then mark it so, for example: JAMS, or JUNE S.A.G.MTG, or other kind of event.

**STORAGE:** Be creative. Keep the cards in a plastic bag, an envelope, a notebook with plastic multi-sections like an old photo album. Make it work FOR YOU. I have adjusted a gift

box with sections made from foam core board and glued into the box. I leave signs that tell traders to take one and leave one ‘here’ with the arrow. I use this same box to keep blanks, cards in progress, and finished cards. It is my work-box for TV watching entertainment times. The photos show some boxes. The storage aspect is just another place for you to be creative! Be prepared to decide how you will keep and store those cards (“other people’s treasures”) that you have received and do not want to part with at subsequent trading opportunities.

In the photo below, the small black fold over containers are how I store my “other peoples’ treasures”. I enjoy getting those out and looking through them for enjoyment....and motivational ideas!



# Nice News About an Online Gallery: “Light Space & Time” Online Gallery Selects works by two Springfield Art Guild members

<https://www.lightspacetime.com/>

*By Karen Chin*


Last year I stumbled across the **LIGHT SPACE & TIME Online Gallery** on Facebook. I decided to enter their Abstract Art competition just for fun and because for only \$24.00 I could submit pieces for jurying AND I did not have to deliver and pick up the pieces. (and because I rarely do any abstract work so it would be fun to see where this went. ) I did not even mind the \$24.00 entry fee and viewed it as contributing to the worldwide ART cause. A month or so later, it was my big surprise to receive notification that the abstract I submitted received an award. Nice enough.... but to find that there were some 1100 entries from lots of countries in the world, made the news even more special.

A few months ago I saw the gallery’s call for entries in an all women exhibition; I encouraged my painting friend, and SAG member, to submit something for the exhibition and joined her. This last month we both got notified that we were awardees.


The gallery received 890 entries from 32 different countries from around the world, including Australia, Austria, Bahrain, Bosnia and Herzegovina, Canada, China, Costa Rica, Croatia, Czech Republic, Dubai, Estonia, France, Germany, Hungary, India, Ireland, Italy, Kuala Lumpur, Malaysia, Netherlands, New Zealand, Norway, Poland, Russia, Saudi Arabia, Scotland, South Africa, South Korea, Spain, Taiwan, United Kingdom and the Ukraine. In addition, the gallery received entries from 41 different states.

The exhibition has been divided into three media categories. Painting & Other Media, Photography & Digital Media and 3 Dimensional Art. In addition, there is an overall Winning Artists Category, which is the “best of the best” and consists of the ten (10) best entries comprised from the 3 media categories.

The gallery included Special Merit awards and Special Recognition awards for outstanding art. Many of the artists in either of these groups could have easily been included in the upper tier of our winners, as their art was also exceptional.



Davi D’Agostino’s “Last Hurrah”, a large 30”X40” oil of the last peony bloom in her garden, received a Special Merit Award.



My 20”X20” oil of a giant red bloom, titled “Dead Center” received a Special Recognition Award.

You can see all the selected works on the website.

<https://www.lightspacetime.com>

Select the “All Women’s Exhibition”. To view the artwork in each media category, click on a thumbnail image and that will take you to the Slide Show, which will then contain larger images. In order to leave the Slide Show at any time, just click on any of the large images in order to escape and that will take you back to the thumbnails images. (While you are at their home page, check out the other exhibitions and their archived shows as well.)

All winning entries will be featured on the Light Space & Time website for the month of January



2017. Thereafter, the artworks and links to the artist's websites will remain online in the Light Space & Time Archives.

**Overall Winning Artists Category** – The overall winning artist's category consists of the 10 Best Entries received from the 3 different media categories.

**Special Merit Award Category** – These are the artists and their artwork which they felt could easily have been placed higher but due to the size constraints in the Overall Category and in each media category, this art was placed in this special category. Any of the Special Merit art, in many cases, is interchangeable with the best art that we selected for the top tiers.

**Painting & Other Category** – The painting & other category is considered to be any art where a pigment was applied to a two-dimensional surface, such as canvas, paper, or panel. This category comprises the following media; acrylics, oil, pastels, watercolor, gouache, tempera, ink, line type drawings, encaustic, fresco, fabric and mixed media, etc. applied on canvas, canvas board, paper or any other flat surface. Please go to the results in

the All Women Art Exhibition "Painting & Other Category" here.

**Photography & Digital Category** – This category contains any images captured by either an analog or digital camera and would be viewed as a print. Black and white photographs, color photographs, digital or analog photographs, photo grams, other experimental photography, alternative photographic processes, manipulated photography etc. would be included in this category.

**3 Dimensional Art Category** – This category contains any art which has or seeming to have length, width, and depth. Relief, pottery, sculpture, installation, kinetic, and conceptual 3-D artworks created in metal, paper, wood, stone, fiber, plastics, glass, ceramics, trash or any other material which can be used to create 3 dimensional art. Please go to the results in the All Women Art Exhibition "3D & Mixed Media Category" here.

I encourage you to check out LIGHT SPACE TIME GALLERY at [www.lightspacetime.com](http://www.lightspacetime.com). They were recently named top 100 art blog winner. You may want to subscribe to their monthly newsletter and submit work in their monthly art competitions.

# SAG is Missing DVDs

Here is a list of DVDs that are listed as "missing" from the SAG DVD library:

"Landscapes Through Time" by David Dunlop (disk 2 of 3/lessons 5-8)  
"Landscapes Through Time" by David Dunlop (disk 3 of 3/lessons 9-13)  
"Mood and Atmosphere in Oil" by Carolyn Lewis  
"Painting Sentimental Roses in Watercolor" by Susie Short  
"Atmosphere and Mood in Watercolor" by Joseph Zbukvic  
"Secrets of Flower Painting" by Ken Hosmer  
"Designing Great Starts with Texture and Form" by Pat Dews  
"Layering Light" by Bette Ridgeway  
"Watercolor Portrait Series" by Tim Packer

If you have ever checked out any of these videos, please check to see if they might have been mislaid or stored somewhere and, if so, return them at our next meeting. If I don't hear anything in the next few weeks, I'll take steps to try to reorder these and get them back in the library.

David Cochran  
SAG DVD Librarian



## Creative Resource Center

Do you love high quality art supplies, sold at discount prices? Come visit our reuse center to see what we have in stock today. Our inventory is always changing. You just might find a treasure behind our doors!

Participate as a Daily Member of

UpCycle and fill a bag for \$5-\$25, depending on the size of the bag. Check out our Annual Materials Memberships to enjoy unlimited access to our reuse collection! [www.UpCycleCRC.org](http://www.UpCycleCRC.org)

Located in the Durants Arts Center, 1605 Cameron Street, Alexandria, VA 22314

# HOW TO DO A SKETCH 365 OR SKETCH-A-DAY CHALLENGE

Check out the link below to find out....

<https://creativemarket.com/blog/how-to-do-a-sketch-365-or-sketch-a-day-challenge>

## I need help please!

### To all SAG members.



I am always in need of any kind of art news to put in our monthly newsletter. This is your newsletter and I want to include topics you are interested in. The most difficult part of doing the newsletter is getting the content. I don't write the content, I just put it all together to layout the newsletter. Help me out by sending some articles or even just a few lines about some art news. I would really like to have articles about art workshops or classes you have attended, reviews or summaries of museum shows, any art tips, upcoming art shows to enter, awards you have received and things like that.

Just email any newsletter information to [teresatindlebrunson@gmail.com](mailto:teresatindlebrunson@gmail.com)

Thank you,  
Teresa

# Nature Journaling Mondays, 3-5:00 p.m at Lake Accotink Park.

(CANCELLED IN THE EVENT OF RAIN OR SEVERE WEATHER)



## *Make a New Years resolution to get outdoors more!*

Winter offers a great opportunity to see wildlife in the park, so don't let the cold keep you indoors. Enjoy the structural beauty of a leafless tree silhouetted against a colorful sunset. Find peace while sketching and listening to the lake lapping against the shore.

I'm a Nature Journaling enthusiast but not an expert or teacher. I'm just an enthusiastic volunteer, and these activities are free to the public.

We will start each session at the park's marina and branch out in

different directions from there.

Nature Journaling is a relaxing way to see and experience our local parks in a new way and can help us get "up close and personal" with plants and animals we might otherwise miss. We can immerse ourselves in the changing of the seasons. It's also a great way to become more comfortable painting and sketching in plain air (outside), and doing studies that inspire future paintings.

Call or text me — Elaine Sevy — at [703-901-5612](tel:703-901-5612), or email me at [yorkiemum.sevy95@gmail.com](mailto:yorkiemum.sevy95@gmail.com) for additional information.



## Exciting SAG Member News



Barb Aigen sold 5 little rock houses. They were bought by different people. one lady wanted some for her daughter's fairy garden. another for his miniature collections.

Barb said, "I better get rock'en and make more inventory."

*Congratulations!*

# OUT OF THE BLUE....

Arches Gallery Artists  
Featured Artist for FEBRUARY 2017

Meet the artist  
**KAREN CHIN**

**FEBRUARY 8  
to MARCH 8**

Join us for the **ARTIST RECEPTION**  
**Building 9, Workhouse Arts Center in the**  
**ARCHES GALLERY. 6-9PM.** This is part of the Workhouse Arts Center  
Monthly **SECOND SATURDAY ART WALK.** 9518 Workhouse Way  
Lorton, VA 22079

A collection  
of "Out of the Blue"  
pieces in mixed media  
and various  
subject matter.

## Accepted into the Potomac Valley Watercolor Society and More Good News!

*By Virginia Fernbach*

Accepted for Membership in the Potomac Valley Watercolor Society.  
Having met the requirements to apply for membership I presented 3 framed watercolor paintings as required that were Judged by 5 PVWS members. The names of the judges are not known.

When I started studying watercolor painting some years ago, i didn't know about this organization nor could I have dreamed what direction my love of working in watermedia would take me... It is exciting to have goals and the desire to keep learning and I am of course very pleased about the above recognition.

This past month, I was Juried into the December Art Gallery show at the Torpedo Factory in Alexandria and again very pleased with the acceptance of my small landscape watercolor painting in a very competitive art show. In this show, Interestingly, it was felt that the judge should have accepted more works that were considered to be very good.

## SAG Member, Ruth Ensley, will be having an art show at Art A La Carte Gallery in Occoquan, VA

“Chocolate Walk” at Art A La Carte Gallery during February 2017

**OPENING RECEPTION – Meet the Artist – *Ruth Ensley***  
Saturday February 7, 2016, 12:00-4:30, 12:00-4:30 pm



Fire up your passion for art, and get ready for Valentine’s day with some amazing handmade art. Our featured artist, **Ruth Ensley** will host a reception on Saturday, February 7 from 1-5 pm with wine, and refreshments.

### RUTH ENSLEY

Ruth is an award winning artist, creating art professionally since 1966 in a broad range of media including collage, batik, mixed media, photography, jewelry, and currently watercolor. She has been featured in numerous solo and group shows in Binational Centers, galleries, private collections and exhibits in the United States, Turkey, Saudi Arabia, Madagascar, Mexico, Honduras, Paraguay and Costa Rica. In 2010 Ruth began once again to exhibit in group and solo shows in Virginia and Maryland.

### ARTIST’S STATEMENT

My subjects have ranged from non-objective designs, people, landscapes, birds of different colors including birds and chickens with an attitude, to flora and fauna with an exotic flavor. I have spent over 12 years in tropical countries five of which were in Costa Rica. I became enthralled with the lush greens of tropical foliage and the vibrant colors of exotic birds and flowers. The media of watercolor allows me to show the beautiful transparencies, textures and the luxuriant color that one might see in a cloud forest or a rain forest. I have always been inspired by birds exotic or otherwise. They make my heart sing. I hold the hope that my paintings aid in focusing on what would be lost because of the shrinking forests of the world and the unique creatures that live within these forests. I strive to show my interpretations of what I see and feel as I view these tropical treasures.

Ruth is a member of the Potomac Valley Watercolorists, the Springfield Art Guild, the Vienna Arts Society, the Virginia Watercolor Society and part of the Art A La Carte Gallery in Occoquan, VA.


ART A La Carte, an artist-owned cooperative gallery and gift boutique, opened August 1, 2010. It showcases the work of 28 top artists producing a kaleidoscope of gift items including photography, original fine art and prints, one-of-a-kind glass items, jewelry, wood work and textiles. Artists are juried and selected for their edgy vision that compliments the personality of the gallery.

*Art a la Carte presents for February...*

**TROPICAL VISIONS ET CETERA**

Ruth Ensley's paintings show the vibrant colors of exotic birds and flowers that one might see in tropical forests. Her inspiration is birds that make one smile. Ruth will be available at a gallery reception on Saturday, February 11 from 1 to 4 pm during Occoquan's Chocolate Walk. Free parking under the bridge.

rensleyart@verizon.net



Art A La Carte Gallery  
310 Mill Street  
Occoquan, VA

## ART Opportunities

### CALL FOR MAIL ART: Postcards to Alaska.

Painters talking painting's first exhibition/event.

Alaska is at the forefront of climate change impact. Art is one of the ways we digest what is happening to us, make sense out of it that proceeds action. Otherwise, the only role left to us is to witness. We're also isolated and looking to make connections with artists elsewhere.

As one person wrote, "We deeply believe that what artists have to say about climate change will shape our values and behaviour for years to come. For that reason alone, we should pay attention."

Size: 4 x 6 inches/10 x 15 cm - drawing, painting, photography, mixed media/collage. Originals only please. On the back please include your name, country of origin, website and (optional) contact information. No jury; all works accepted except those that are sexist, pornographic, hate speech/xenophobic or religious intolerant. No returns.

**Deadline: February 28, 2017**

Exhibition date: March 3 to April 1, 2017

This Space For Writing Messages

Printed in Germany

**Call for Entry**  
POSTCARDS TO ALASKA :ARTISTS ON CLIMATE CHANGE

Entries should be 4 x 6 inches/10 x 15 cm  
drawing, painting, photography, mixed media/collage.  
**Originals only please.**


On the back please include your name, country of origin, website and (optional) contact information. No jury; all works accepted except those that are sexist, pornographic, hate speech/xenophobic or religious intolerant. No returns.

**Enter by February 28, 2017**  
**Exhibition at IGCA March 3 to April 1, 2017**

Alaska is at the forefront of climate change impact. Art is one of the ways we digest what is happening to us, make sense out of it that proceeds action. Otherwise, the only role left to us is to witness.

**Join this important conversation: mail us your art to stand against climate change.**

Proceeds from postcard sales will benefit International Gallery of Contemporary Art ( a 501 (c) (3) non-profit).




Place Stamp Here  
Domestic One cent  
Foreign Two cents

Kindly Deliver to:

**Climate change**  
**International Gallery of Contemporary Art**  
**427 D Street**  
**Anchorage, AK 99501**  
**U.S.A.**

Visit [igcaalaska.org](http://igcaalaska.org) for photo documentation of the exhibition.



This side for the Address only.

Documentation of the show to be hosted online at <http://www.igcaalaska.org/> (go to "EVENTS" tab at the top)

Mailing address: "Climate change", IGCA, 427 D Street, Anchorage, AK 99501, U.S.A

## **ART CLASSES IN BURKE**

Registration is now open for "**Winter Art Classes**" in Drawing and Watercolor Painting for

5-8 years, 8 years & up, Teens, and Adults held at the Woods Community Centre, 10100 Wards Grove Circle, Burke Centre. Art Lessons start **Saturday February 4 or Tuesday January 31, 2017.**

Art Workshop( drawing, watercolor focus) and Chinese Brush Painting for Teens/Adults is on Saturday from 10:30-12:30 p.m.

The instructor is a SAG member.

Call the instructor, **Carol Zeitlin at (703) 250-6930** for details and registration.

Check on line: Art Class Brochure/Registration: [www.czartlessons.com](http://www.czartlessons.com)

Thank You,

Carol Zeitlin (703) 250-6930 [E-Mail:czeitlinschneier@yahoo.com](mailto:czeitlinschneier@yahoo.com)





## small works/BIG IMPACT

## Prospectus

Gallery Underground  
2120-A Crystal Plaza Arcade  
Arlington, VA 22202

"I can do small things in a great way." – James Freeman Clarke.

Gallery Underground announces "small works/BIG IMPACT," a national juried art competition. All *multi-media artists, sculptors, and photographers are invited to create visual works on any subject or theme, not exceeding 12" in size on the longest side, excluding frame. Total framing (frame plus mat) cannot exceed 4". Juried by Nar Steel. \$500 in prizes awarded.*

### REQUIREMENTS:

All media accepted, national juried show (US only)

Size may not exceed 12" on longest size, excluding frame

Total framing (frame plus mat) may not exceed 4" width

Digital Entries accepted online only at <https://smallworks-bigimpact.artcall.org>

Entry fee: \$35 for up to 2 digital entries, hand-delivered; \$45 for up to 2 shipped works (\$10 handling fee)

Images – jpeg format only

Entries must be original, entirely the work of the entrant and not based on any copyrighted work – no giclees or reproductions except for photography. Note: photography must be matted, under glass – photos printed on canvas will not be accepted.

### CALENDAR:

Entry Deadline.....Midnight, Tuesday, March 21, 2017  
Notifications to artists.....by Friday, March 31, 2017  
Receiving (in-person and shipping) deadline.....10am-2pm, Saturday, April 29, 2017  
Exhibit opens.....Monday, May 1, 2017  
Reception, Awards Ceremony.....5pm to 8pm, Friday, May 5, 2017  
Exhibition closes.....6pm, Friday, May 26, 2017  
Artists pick up work.....10am to 2pm, Saturday May 27, 2017  
Shipped work returned.....Week of May 29, 2017

### CONDITIONS:

Size of work may not exceed 12" on longest side, excluding frame. Frames may not exceed 4". All two-dimensional works on paper must be under glass or plexiglass. Photographs must be matted and framed, not printed on stretched canvas. Works on canvas must be either in frames or gallery wrapped canvas with sides painted. All work must be ready for presentation with the appropriate framing, hanging wires, etc. No spring clips; work must be screwed into frame; No saw-tooth hanging - wire only. Artists may not substitute another work for an accepted work, alter a work, change the sales price, nor withdraw or remove a work after it has been accepted. All work must be for sale and must be removed from any online sales venue for duration of show. Gallery Underground reserves the right to refuse any entry which does not match the images submitted or meet the criteria enumerated here. \$35 entry fee is not refundable.

### ACCEPTED WORKS:

Artworks can be hand-delivered or shipped (hand delivered works must be delivered during specified receiving time only). Shipping instructions will be included in the notification e-mail letter. A handling charge will be incurred for all works

requiring gallery to return ship. Please note that the use of packing peanuts in shipped work is not permitted. The artist entrant will be responsible for all shipping charges both directions. Every precaution will be taken to handle artwork with the utmost care. However, Gallery Underground will not be responsible for damage or loss from any cause. **IMPORTANT!** Mailing address FOR SHIPPED WORKS: Gallery Underground, 2120-A Crystal Plaza Arcade, Arlington, VA 22202

#### NOTIFICATION:

Notification of accepted or non-accepted work will be via email as early as possible after deadline, but no later than March 31, 2017.

#### SALES:

Sales will be promoted. All work must be for sale. Gallery Underground will retain a 30% commission on all sales.

#### PHOTOGRAPHY:

Gallery Underground reserves the right to photograph entries for purposes of publicity, documentation and promotion.

#### LEGAL AGREEMENT:

Submission of entry constitutes an agreement on the part of the artist to comply with all of the conditions and terms contained in this prospectus. No work accepted into this agreement may be withdrawn prior to the close of the exhibition. All decisions of the Juror are final. **REFUNDS WILL NOT BE GRANTED TO APPLICANTS WHO ARE NOT IN COMPLIANCE WITH THIS AGREEMENT.**

#### ABOUT THE JUROR:

Artist Narissa (Nar) Steel is President of the Miniature Painters, Sculptors & Gravers Society of Washington, DC (MPSGS). For many years, she has served as the Society's chairperson for its International Exhibition, and for nine years was the owner of Cobblestone Art Gallery in Old Town, Alexandria, VA. She has exhibited in many juried shows where she has won numerous first and second place honors as well as honorable mentions. She was the Facilitator for the World Exhibition of Miniature Artists held at the Smithsonian Institute in the summer of 2005.

Recently she served as the jury and judge for the Tidewater Art Alliance at Norfolk, VA. She also serves as a judge for MPSGS exhibits, and has been a judge for Cobblestone Art Gallery. In the summer of 2013, she judged the Rehoboth Art League's first miniature exhibition and also appeared on a television show as spokesperson for the exhibition. Also in June of that summer, she served as the judge for the Annapolis Watercolor Society. She has been the Exhibit Judge for the Seaside Art Gallery, NC; the Fells Point Miniature Society; Dover Art League in Dover, DE; the Ice House Gallery in Washington, VA; the Plein Air exhibit for the Montgomery Art Association 2010; and judge for the Chestertown Art League in MD.

Her paintings have been exhibited at the Torpedo Factory in Alexandria, VA; Snow Goose Gallery in PA; Artistic Art Gallery in MD; Seaside Art Gallery in NC; Rehoboth Art League in DE; Montpelier Mansion in MD; Quiet Waters in MD; Strathmore Mansion in MD; The Friendship Heights Community Ctr. in MD; the Chevy Chase Women's Club in MD; the Hilliard Society in England; Children's Beach House, Lewes, DE; Montgomery Art Association in MD and many other national and international galleries. She is a member of: Montgomery Art Association; Laurel Art Guild; Rehoboth Art League; Torpedo Factory; Washington Watercolor Society; the Hilliard Miniature Society of England; Florida Miniature Society; Cider Miniature Painters and many other art groups.

#### ABOUT GALLERY UNDERGROUND:

Gallery Underground in Crystal City, Virginia, is the premier art exhibition space for Arlington Artists Alliance members who are accepted into the gallery by jury. The artwork shown at Gallery Underground changes each month, with an opening reception held on the first Friday of every month. We feature juried solo and group shows in the Focus Gallery and our members' work in the Main Gallery, including paintings in oil, acrylic, watercolor, and mixed media; drawings; sculpture; photography; glass; ceramics and jewelry. The Arlington Artists Alliance is a vital, energetic, creative force for visual art in Arlington County, VA, a creative collaborative of 140 artists working in Arlington. The Alliance is a 501(c)(3) arts organization, established in 2000 to serve and support visual arts in Arlington County, providing professional development activities for local artists, and serving the community through exhibits, instruction, mentoring, and outreach projects. Voted "Best Art Gallery" in 2015 by the readers of *Arlington Magazine*.

#### QUESTIONS

Email curators Jessica Mickey and Sandi Parker at [info@galleryunderground.org](mailto:info@galleryunderground.org)

Phone: 571-483-0652

---



# The Sketchbook Traveler in Spain

with Alice Kale

August 31 - September 10, 2017

Limited to 12 participants

**Itinerary and Accommodations:** 4 nights in Madrid, 3 nights in Seville, and 2 nights in Ronda. On this ten-day trip, participants will enjoy the rich treasures of Spanish art and the pleasures of creating a sketchbook diary along the way. We'll carry only very

portable sketching supplies, allowing us to combine time for sketching on site with visits to see Spain's rich artistic and architectural history. Before the trip, we'll have a half-day outdoor sketching class at The Art League.

**Thursday, August 31, 2017:** Evening departure from Washington, D.C. to Madrid, with morning arrival on September 1. Our hotel in Madrid will be a short walk from the Prado, one of the world's premier museums with an incomparable collection of Spanish art including Goya, Velasquez, and Ribera. We'll also visit the beautifully preserved home and studio of famed Spanish painter Joachim Sorolla, Spain's Royal Palace; and take a day trip to Toledo, a small and beautifully preserved hill town where El Greco lived and painted, with time for us to sketch the panorama he made famous.

On September 4, we'll travel to Seville by high-speed train. Seville is famous for its beautiful 17<sup>th</sup> century Spanish architecture with its magnificent cathedral, the Moorish Alcazar, historic Jewish ghetto within the Barrio Santa Cruz, as well as the Museo de Bellas Artes, with works by Murillo and Zurbarán.

Our last three days will be spent in Ronda, the most beautiful of Spain's famous white hill towns, perched across a spectacular gorge, with its historic bull ring and museum. There will be an optional tour to the Pileta Cave, discovered in 1905, with symbols and images of fish and animals created by paleolithic people as much as 25,000 years ago. Because it is privately owned, it offers a unique opportunity to see pre-historic art.

Late in the day on September 9, we'll return to Madrid on a scenic high speed train for our final night.

**Tour Price:** \$2695.00 double occupancy for nine nights with breakfasts, travel within Spain, and most admissions (details on the reverse). Not included: airfare and personal expenses. There is a \$200 reduction for non-painters. Limited single occupancy rooms available for an additional charge of \$410.

**About your instructor:**

A popular and experienced painting instructor in the Virginia area for over 15 years, Alice Kale has also traveled extensively outside the United States. Her resume' includes recent workshops on the Queen Mary II in 2014, Italy in 2015, and Paris in 2016. On each of her trips, she creates a sketchbook diary. With casual sketches made on site with pen and ink and watercolor, and a brief account of each day's activities, the sketchbooks create much richer memories than snapshots ever can. Her work is on exhibit throughout the regional Washington, DC area. For additional information about her work, please visit [www.alicekale.com](http://www.alicekale.com).

**Included in your workshop fee:**

9 nights accommodations (double occupancy) with private bath and full breakfast daily, entrance fees to museums and sites, including the Sorolla house, the Prado, Royal Palace, the Museo de Bellas Artes, Ronda's bull ring and museum, a private guide in Ronda, and art history/painting/sketching instruction.

**Not included:** round-trip airfare, transportation to and from airport, most meals, painting/drawing supplies, phone calls and personal items. Group airfare may be arranged separately at an additional charge. \*Prices are based on currency exchange rates as of November 2016; if there is any major fluctuation, adjustments may be made later.

For reservations or information contact: The Art League, Inc., [www.theartleague.org](http://www.theartleague.org), 703-683-1780 ext.13  
email: [margaretc@theartleague.org](mailto:margaretc@theartleague.org) or Alice Kale, [alicekaleartist@yahoo.com](mailto:alicekaleartist@yahoo.com), 703-683-3988.

---

## The Sketchbook Traveler in Spain with Alice Kale

Mail this form with your deposit check of \$500.00 per person made payable to: The Art League, 105 North Union Street, Alexandria, VA 22314, or call to reserve your space with a credit card, 703-683-1780 ext.13

Name exactly as it appears on your passport: \_\_\_\_\_

Address: \_\_\_\_\_

Home phone: \_\_\_\_\_ Cell: \_\_\_\_\_ Email: \_\_\_\_\_

**Cancellation Policy and Schedule of Payments:** In the event of cancellation by the participant, payment for trip costs will be refunded, upon receipt of written notification of cancellation less the following: prior to March 15, 2017, \$500.00 less a \$100.00 fee, after March 15, 2017, no refund. Second payment of \$350 is due not later than March 31, 2017. Final payment is due no later than June 30, 2017.

**Responsibility:** The Art League, Inc. and/or its agents, act only in the manner of providing services and cannot accept responsibility in whole or in part for any delays, delayed departures or arrivals, missed carrier connections, accidents, loss, damage or injury to persons or property. The Art League, Inc. reserves the right to alter the itinerary or arrangements in the event it becomes necessary or advisable, and to substitute a teacher in the event of emergency. By purchasing this tour, the participant acknowledges and accepts these conditions.

I/We have read the tour brochure and understand and agree to the terms and conditions.

Signature: \_\_\_\_\_ Date: \_\_\_\_\_