



# Springfield Art Guild (SAG)

*A place for a creative experience*

June 2017 Newsletter

## Meeting Schedule

Wed. June 14, 2017,

6:00-9pm

Grace Church  
7434 Bath St.  
Springfield, VA 22150

6:00 pm – Set up and socializing  
7:00-7:30 pm – Business meeting  
7:45 – 8:30 pm - Speaker  
8:30 – 9:00pm – Clean up  
*Note: Schedule may vary*

[www.springfieldartguild.org](http://www.springfieldartguild.org)

[www.facebook.com/springfieldartguild/](http://www.facebook.com/springfieldartguild/)

## IN THIS ISSUE:


- Frank Spinks is the June Art Show Judge
- Fairfax 275<sup>th</sup> Celebration
- SAG's Green Spring Gardens Art Show
- Arches Gallery Show
- Sandy Offers Some Valuable Tips
- Cindy Silas's Presentation a Hit!
- Nature Journaling at a New Time
- Exciting Member News
- Art Opportunities

## Frank H. Spinks is SAG's Art Show Judge

### Juror background and juror award strategy.

Frank Spink's background begins with painting using my grandmother's oil paints. But my start as a watercolorist really began with my undergraduate architecture degree at the University of Illinois that was then a program tied to the Beaux Arts traditions and thus I acquired a "minor" in art and studied under renowned artist Ed Betts.

The living in the San Francisco Bay Area in the early 1960's I was a member of the Society of Western Artists and President of the Fremont Art Association. I had my paintings hung in the DeYoung Museum and the Palace of Fine Arts. I was then working in traditional watercolor on 400# Arches and with collage using acrylic on Masonite mostly abstract and semi-abstract styles.




I juored several shows with art in mixed media and many styles. I remember my task for a show in Alameda County of over 200 works in a wide variety of styles and media.

I came to the Washington region in 1967. Was elected to membership in the Potomac Valley Watercolors and served as president. I also have been designated a founding member of the Virginia Watercolor Society. Have won Best of Show with VWS and am a signature member. I have juored several shows here.

I have always taken workshops with a wide variety of painters. In 1972 I took an East Asian brush painting workshop with Roddy McLean, She encouraged me to join the Sumi-e Society of America. I discovered the many different styles in the East Asian ink/watercolor medium.

Founder Motoi Oi hoped the society would attract American artists that would both preserve the Asian traditions but also develop an American Sumi-e style. I have won Best of Show and many other awards with that group from a wide variety of jurors always with paintings that differ from Sumi-e tradition




as I have sought to create my own unique American Sumi-e style. In 2016 I was selected to show in an exhibition of contemporary Sumi-e with artist from Taiwan and Japan and US in New York City. I am frequently asked to do demonstrations of my style. The most recent at a museum exhibition in Atlanta for the works of a Chinese master.

I think all jurors look for three attributes--command of the medium, composition, and subject interest. For me, I like to acknowledge a strong balanced combination of these three attributes. With a group that paints in with a variety of media, I will seek to identify a group of works that reflect a range and variety of these three attributes. I also like to discuss my choices for awards and well as comment on the potential of other works that have a special element but as whole fail to be given my favor for and award.

It is important for me to state that another juror is highly likely to select a different set of awards since ultimately one juror's bias will be different from that of another juror.

## SAG is Participating in the Fairfax 275<sup>th</sup> Celebration!

Volunteers to help with the drawing and the quill pen sessions. Contact Karen Flann  
kflann4@verizon.net



## SAG's Green Spring Gardens Art Show is part of the Fairfax County 275<sup>th</sup> Year of Celebration Events

During the calendar year of 2017 Fairfax County will mark its 275th anniversary with events celebrating its history. SAG's Art Show at the Green Spring Gardens Fairfax County Park is listed as one of the events being held during the year. Below is the prospectus for the Springfield Art Guild, "Art in the Garden" 2017 show. Registration must be received by **August 4**. All artists must volunteer to assist with the show. The list of volunteer duties is on the registration form. We have received 3 volunteers to work with us this year so we can mentor them to chair the show next year. A BIG thank you to Joanna Stafford, Barb Aigen and June LaMountain.

Art in the Garden 2017 co-chairs, Claire Bentley and Terry Holman

[Claire.Bentley@cox.net](mailto:Claire.Bentley@cox.net)

[Terryh888@aol.com](mailto:Terryh888@aol.com)





### "Art in the Garden"

Springfield Art Guild 2017 Fall Art Show & Sale at Green Spring Gardens Park  
Alexandria, Virginia 22312

**Tuesday, August 22 – Sunday, October 22, 2017**

This is a Juried Show with 1st, 2nd, 3rd, and Honorable Mention ribbons to be awarded. Artists must register and volunteer by August 4, 2017. 20% commission on all sales will benefit the Friends of Green Spring Gardens Park.

#### Schedule

**August 4** – Registration & payment due.

This show is open to SAG MEMBERS ONLY. Members may enter up to 3 pieces.

Fee: \$10 each or 3 for \$25. Make sure your membership is up to date.

**Those who join SAG after June 2017 for the coming year may participate, but will pay a non-member fee of \$15 per piece of art.**

**Monday, August 21** - Receiving 12:00-1:00

Judging 1:00 pm-2:00; Show installation from 2:00 pm to 4:00 pm.

**Pick up unselected art from 2:00 pm - 3:00 pm**

**Sunday, August 27** - Reception and Awards, 1:00 – 3:00 pm

**Monday, October 23** – show take down and pick up art **10:45 to noon**.

Artists must pick up on this date or arrange pickup by a friend. There is no storage space.

#### Submission Criteria

- ✓ Artwork must focus on flora, fauna, or local (DC, MD, VA) landscapes.
- ✓ Artwork must be for sale and if selected stay on exhibition from August 22 to October 22, 2017 in Green Spring Gardens Park
- ✓ SAG members may submit up to 3 pieces of artwork no larger than 40" x 40" (including frame)
- ✓ Only hand painted, hand drawn or other "original" 2-D art, created in the last 2 years, will be considered. Traditional photographs and digitally enhanced photographs are welcome. **Drafts, photocopies, offset prints, lithographs or copies of already published art will not be permitted.**
- ✓ All artwork must be for sale and suitable framed. Entries must be ready to hang with hooks and wire and be protected by glass or plexi-glass when necessary.
- ✓ **Saw tooth hangers, clips, wet canvases, soiled or poorly matted works will not be accepted, nor will artwork previously shown at a SAG sponsored Green Spring Gardens show. Exposed nails must be covered by a backing and or tape.**
- ✓ Artists making sales shall submit a 20% commission to Green Spring Gardens Park at the close of the show and are responsible for Virginia sales tax which Green Spring Gardens Park will collect. All sales will be made through Green Spring Gardens Park. Artists will be provided sales details when work is accepted for the show.
- ✓ All artists shall be solely and exclusively responsible to insure properly and adequately their work and property. By submitting this application, the artist agrees to fully and finally release the Springfield Art Guild, its directors, officers, employees or volunteers and employees of Green Springs involved with the exhibit of any and all responsibility for any damage or loss to any artwork during the time of the exhibition, its set up and take down. Be aware that insurance policies in effect will not provide coverage for damage or loss due to fire, theft or burglary and vandalism. The artist agrees to maintain their own insurance if they so choose. The artist agrees to assume all risk of damage to or loss of his/her own art from whatever cause. The transport, installation and removal of the artworks are not covered by insurance.



### Art in the Garden

SAG's 2017 Fall Art Show & Sale at Green Spring Gardens Park  
Alexandria, Virginia 22312 (703-642-5173)

### Registration Form

Registration and payment must be received by August 4, 2017. **Make checks payable to SAG** and send with the registration/volunteer form to: Terry Holman, 8970 Fascination Ct, 414, Lorton, VA 22079

Questions: [Terryh888@aol.com](mailto:Terryh888@aol.com) or [claire.bentley@cox.net](mailto:claire.bentley@cox.net)

Please complete the registration form below carefully, as no changes can be made after submission. This information is used to create labels for the show in advance. Artists must pick up unselected pieces on August 21 between 2 and 3 pm. Please print clearly.

-----Cut here and send in with check-----

### Registration Form

Artist's Name \_\_\_\_\_ Address \_\_\_\_\_

City \_\_\_\_\_ State \_\_\_\_\_ Zip \_\_\_\_\_

Phone \_\_\_\_\_ Cell Phone \_\_\_\_\_ Email \_\_\_\_\_

Title 1 \_\_\_\_\_ Medium \_\_\_\_\_ Price \_\_\_\_\_

Title 2 \_\_\_\_\_ Medium \_\_\_\_\_ Price \_\_\_\_\_

Title 3 \_\_\_\_\_ Medium \_\_\_\_\_ Price \_\_\_\_\_

### VOLUNTEER FORM (ALL artists MUST volunteer to assist with the show)

YES, I can make the labels for all the artwork pieces

### Receiving, Hanging, and Reception Volunteers

YES I can help with receiving, August 21, 12:00-1:00 (need 3 volunteers)

YES I can help with the hanging, August 21, 2:00 - 4:00

YES, I can call artists whose paintings were not accepted into the show (2:00)

YES, I can record paintings that were picked up because it was not accepted into the show

YES, I can organize the reception, Sunday, August 27 1:00-3:00

YES I can bring a dessert or appetizer for the reception, Sunday, August 27

YES I can help with the reception (serve, set up/clean up), 1-3, Sunday, August 27

YES I can photograph the reception (award presentations), 1-3, Sunday, August 27

### Take Down Volunteers

YES I can volunteer to take down the art show on Oct 23, 10:45-noon. There is no storage, so artwork must be picked up on Oct 23 by noon.

**I have read the Prospectus and agree to the terms of entering the show.**

\_\_\_\_\_  
*Signature*

\_\_\_\_\_  
*Date*

## Springfield Art Guild (SAG) May Show at the Arches Gallery

Many thanks to our Members who helped make the Arches Gallery show and reception a success. SAG thanks the Arches Gallery Artists for hosting the show.



Lydia Jechorek's "*Best Friends Forever*" tied for 3<sup>rd</sup> place for the People's Choice selection

**Members who participated in the show were:** Thea Rossi-Barron, Claire Bentley, Teresa Brunson, Ruth Edstrom, Terry Holman, Lydia Jechorek, Christine Jenkins, Lynn Martin, Svetlana Monachova, Boo Oncale, Cynthia Schoepfel, and Jon Strother

# Sandy Olszowy Offers Tips and Reference Material About Alcohol Inks

Our April featured speaker was Sandy Olszowy who gave a fabulous presentation and demo on Alcohol Inks. Much of the membership had never heard of this art product and was eager to learn about it. Sandy displayed and talked about the various alcohol ink products, reference material and her paintings. Sandy had so much interest from her presentation she wrote the following article.

Article below by Sandy Olszowy

I enjoyed talking to the group of SAG members and I wanted to share some more information, either for a newsletter article at some point, or just to send out to the SAG members.

## Reference Material:

- Here are the Titles and Authors of the two books I have on Alcohol Inks:

Alcohol Ink Dreamscaping Quick Reference Guide by June Rollins

Pigments of Your Imagination, Creating with Alcohol Inks by Cathy Taylor (there is now a second edition of this book available)

They are probably available from other sources as well, but I ordered mine from Amazon.

## Sources for Inks:

- Michaels and Jo-Ann Fabrics have some Tim Holtz Ranger Adirondack Inks. Hit or miss, they don't have a huge selection of colors, they are packaged in sets of three. Look for them in the section with rubber stamps and ink pads. You can also order from Jo-Anns online site, they have a larger selection of colors and sets than available in the store.
- Plaza finally now carries some Jacquard Pinata alcohol inks. Look for the small sized bottles in the front near the fabric paints and dyes
- Jerry's: <http://www.jerrysartarama.com/> Pinata inks, 4 oz (bigger size) bottles. No Adirondack inks.
- Dick Blick <http://www.dickblick.com/> Spectrum Noir ink refills...all are out of stock and backordered with an indefinite expected date. They also carry Spectrum Noir marker sets, THESE are in stock.
- Copic markers and refills: while the markers are in extremely high demand, they do have on the website. The Copic refills show some out of stock but most available. Pinata they have the small .5 oz bottles.
- No Adirondack Inks.
- Cheap Joes <http://cheapjoes.com/> Jacquard Pinata inks both .5 and 4 oz sizes, no Adirondack inks, Copic Blender marker refill is the only re-inker
- Ranger online <http://timholtz.com/product.html> Carries (obviously) the Ranger Adirondack Alcohol Inks, singles and sets
- Amazon <http://amazon.com> Adirondack Ink 3 pack sets (mostly) and Jacquard Pinata Exciter Packs (set of 9 half oz bottles). Relatively new offerings, when I looked previously they didn't carry any
- Shin Han is a new product which has been mentioned in several blogs. Jerry's carries marker sets, but I don't find anything like re-inkers.



- For sealing tiles (and light switches, and, and...)
- Kamar Varnish (Krylon)(I ordered from Amazon, now can find at Plaza also) (Krylon)
- Krylon Triple-Thick Crystal Clear Glaze (recommended on a blog, I ordered but have not yet tried, more to come...)

Also shown here is an image of a dreamscape. During my demo, someone asked how I did them. I started to do one, put down a few colors on a scrap of Yupo for a sky, and then got sidetracked by the next question. So I finished what I started, and it is here for you to see. I used three colors, Wild Plum, Butterscotch, and Pool (Adirondack) and Pinata Rich Gold. For the moon I used the Adirondack Gold. Enjoy!

## Cindy Silas's Presentation and Metal Clay Demonstration is a Hit

The SAG membership thoroughly enjoyed Cindy Silas's presentation, slide show and demonstration at our May meeting. It was impressive to hear about her creative art career and all the successful different artwork types she has done. We are fascinated by her demo of working with metal clay and all that she has created with it.



## Nature Journaling Mondays at Lake Accotink Park

**New Time**—5:00 to 7:00 p.m.

Some of you have told me you can't participate in Nature Journaling Mondays because you work. I'm happy that the longer days allow us to change the time to 5:00 p.m. so that more of you can join us.

*So let's get outside and do some Nature Journaling.* Join us also if you'd like to do some plein air painting/and or photography.

For those of you who don't know me, I'm SAG member **Elaine Sevy** (also becoming known as the "Accotink Lady"). Feel free to email me at [yorkiemum.sevy95@gmail.com](mailto:yorkiemum.sevy95@gmail.com) and/or call/text me

at [703-901-5612](tel:703-901-5612) if you have questions or suggestions.



I'm a Nature Journaling enthusiast but not an expert or teacher. I'm just an enthusiastic volunteer, and these activities are free to the public.

As artists, Nature Journaling is an excellent way to improve our observation skills. It's also a great way to become more comfortable painting and sketching in plein air (outside), and doing studies that inspire future paintings.

We will start each session at the park's marina and branch out to different locations from there.

### **Directions to Lake Accotink Park's marina area —**

Take Springfield/644W exit from I-95, which puts you on Old Keene Mill Road.

At the 3rd stoplight, make a right on Hanover Road. Continue on Hanover Road through a residential section to Highland Ave where you make a left.

Stay on Highland Ave. a short distance, and make a slight right onto Accotink Park Road. An industrial area will be on your right. After a short distance, the park entrance is on the left (Accotink Park Rd continues here).

Drive to the end of Accotink Park Rd (past Park Office on the left at 7500 Accotink Park Road and the first large public parking lot by the dam) to the parking lot by the marina.

**\*\*\*Please Note that GPSs often send people to the wrong park entrance**

Nature Journaling is a relaxing way to see and experience our local parks in a new way and can help us get "up close and personal" with plants and animals we might otherwise miss. It also offers an opportunity to explore what each season has to offer.

The Springfield Art Guild has partnered with the Friends of Lake Accotink Park and Friends of Accotink Creek to offer these kinds of visual arts activities in our community. We are fortunate to have such beautiful, natural areas set aside for our use and enjoyment.

---

## **Exciting SAG Member News**

Lydia Jechorek's painting "*Best Friends Forever*" tied for 3<sup>rd</sup> place in the Peoples Choice selection at the Arches Gallery.

*Congratulations Lydia!*



# ART Opportunities

JUNE 2, 3, 4, 2017

## AT THE DULLES EXPO CENTER

320 Chantilly Shopping Center,  
Chantilly, VA 20151

Admission \$15 one day, \$20 multi-day pass

Friday 10-6  
Saturday 10-5  
Sunday 10-4

# Quilters Unlimited

44<sup>TH</sup> ANNUAL QUILT SHOW



### “SUMMER ART CAMP 2017 IN BURKE”

Grandchildren visiting... sign them up for Art Camp!

**Registration is Open for “Art Camp 2017 in Burke”** for 5-8 year olds, 8 years and up. Camp is held through **Burke Centre Conservancy** at the Woods Community Center, 10100 Wards Grove Circle, Burke. Second location is Burke Presbyterian Church, 5690 Oak Leather Drive, Burke.

- (1) Fine Arts & Crafts Camp (8 yrs. & up) = \$142 plus \$25 supply fee.
- (2) Drawing Camp (8 yrs & up) = \$142 plus \$25 supply fee or \$110 plus \$15 supply fee
- (3) Drawing Plus Color & Craft Fun Camp (5-8 yrs) = \$120 plus \$20 supply fee

**CAMP WEEKS: 7/3 -7(no camp 7/4) 7/24 -28 & 7/31 -8/4**

Call instructor at [703-250-6930](tel:703-250-6930) or visit [www.czartlessons.com](http://www.czartlessons.com) for registration info & more details.

Thank You,

Carol Zeitlin  
Burke Centre Art Instructor

[\(703\) 250-6930](tel:703-250-6930)

E-Mail: [czeitlinschneier@yahoo.com](mailto:czeitlinschneier@yahoo.com)



**For the**

**LOVE**

**of**

**LAYERS**

**A Mini Workshop**  
For teens and adults

**June 10, 2017**  
**1 to 4 p.m.**

**Bull Run Library**  
**Community Room**


8051 Ashton Ave, Manassas

Instructor: Kerry Molina  
[www.kerrymolina.com](http://www.kerrymolina.com)

**LIMITED SEATING**  
PRE-REGISTRATION REQUIRED

To register, email  
[myarcadia2@gmail.com](mailto:myarcadia2@gmail.com)

Supply list to be provided.



**Full Dream Ahead by Kerry Molina**

**Create layered abstract paintings!**

The focus of this workshop is to create the look of many layers with a series of techniques.

Found objects, sponges, texture pastes and more will be used to develop the effects.

The goal will be at least one finished piece.  
Participants will work on two or three at a time.

**Free, but a donation is requested  
to reimburse the instructor.**

Suggested donation (collected at the workshop):  
**\$60.00**

Presented by *pARTners*

[www.p-ART-ners.org](http://www.p-ART-ners.org)

*Paint. Share. Learn.*

**Art Workshop:  
For the Love of Layers**

Saturday, June 10, 2017  
1 to 4 p.m.  
Bull Run Regional Library

**Supply List**

Acrylic paints (p-ART-ners has a few tubes of these you can use if you don't have any of your own, but at least buy one tube of white.)  
Brushes (various types and sizes)  
3 canvas boards, any sizes up to 9x12"  
A palette or other surface for mixing paints  
Water bucket  
Paper or cloth towels

**Optional:**

Some of these will be available to share, but if you have any, please bring them.

Stencils  
Rubber stamps  
Misting bottles  
Drying gun (blow dryer)  
Old toothbrushes  
Brayers  
Palette knives  
Texture pastes and mediums  
Sponges  
Other items you think will create interesting patterns or textures.



## Call for Entries: *Little Bits!*

p-ART-ners has arranged to sponsor one artist to create art on a piece of city infrastructure, located in downtown Manassas, VA. Each artist may submit up to three proposals for this project.

NO ENTRY FEE. Deadline to submit proposals: June 30, 2017.

The selected design will be awarded \$100.00, paid upon completion of the project. In addition, the artist and the completed work will be listed on the City's "Little Bits" webpage, and a plaque identifying the artist will be placed at the site.

The object to be painted is a utility box at the Manassas Museum. (See picture at right.) The 4 small boxes are each about 5" square; the larger is about 11x14". Including the pipes and/or the ground plate in the design is optional.

Visit [www.manassascity.org/2078/Little-Bits/](http://www.manassascity.org/2078/Little-Bits/) to see projects that have already been completed. However, these are not the only type of style/theme/subject matter we are looking for. Be imaginative!

Proposed designs can be new work, or artists may adapt an existing work, as long as the existing work is their original creation. The design should cover all sides of the object that can be seen by the casual viewer. It may not include words, or images that can be construed as advertising.

Once the winning design is chosen, the object is to be prepared and finished by the artist in a manner that ensures resistance to weather. Suggested materials and techniques are on our website, [www.p-ART-ners.org](http://www.p-ART-ners.org). Artists provide all their own materials.

### TO ENTER:

***We highly recommend*** you first visit our website first; [www.p-ART-ners.org](http://www.p-ART-ners.org). There you will find tips, recommended materials, and downloadable images of the object to be painted.

Each artist may submit 1 to 3 proposals. Submit each design as a jpeg to [myarcadia2@gmail.com](mailto:myarcadia2@gmail.com); one image per jpeg. Files should be between 2 and 5 MB. The submitted images must represent the entire object, and should be a fairly complete rendering, not just a rough sketch. Proposed designs may be photo manipulations, hand-drawn, or any other method, as long as they accurately represent what the entire object will look like once painting is done. Examples on our webpage.

### In the body of your email, please list the following information:

- Your name and phone number.
- A description of the method and materials you would use. Include how you intend to keep the area clean of stray paint marks, etc.
- Estimated date/time you can complete the work. (Winning proposal will be announced in July.)

If and when your proposal is selected, you will also be required to submit the city's "Artist Release" (available [www.manassascity.org/2078/Little-Bits/](http://www.manassascity.org/2078/Little-Bits/)). You may want to review it before submitting proposals to be sure you agree with their terms.

**For more information, artists should contact Michele Frantz, [myarcadia2@gmail.com](mailto:myarcadia2@gmail.com).**

