



Springfield Art Guild (SAG)

A place for a creative experience

March 2017 Newsletter

Meeting Schedule

Wed. March 8, 2017,

6:00-9pm

Grace Church
7434 Bath St.
Springfield, VA 22150

6:00 pm – Set up and socializing
7:00-7:30 pm – Business meeting
7:45 – 8:30 pm - Art Presentation
8:30 – 9:00pm – Clean up
Note: Schedule may vary

www.springfieldartguild.org

www.facebook.com/springfieldartguild/

IN THIS ISSUE:

- **SAG's Featured Speaker is Deborah Conn**
- **Your Perspective is Unique**
- **SAG Member Creates Art Installation**
- **Many Hands Make Light Work**
- **SAG Dues are Increasing**
- **Planning Ahead – Green Spring Art Show**
- **Invitation to Create and Trade Art Cards**
- **Robert Burrige on the Color Green**
- **Exciting Member News**
- **Art Opportunities**

****All SAG's meetings are held at Grace Church in Springfield ****

Deborah Conn Presents at SAG's March Meeting



Deborah Conn is primarily a watercolorist, but she works in acrylics, collage, and various forms of drawing media as well. Her favorite subjects are people.

"I am captivated by faces," she says. "I don't believe I will ever tire of exploring the emotions, experiences, and attitudes reflected in the expressions on people's faces. I love to look at landscapes – and to experience them -- but the human form and face draw me to paint."

Conn spent several years focusing on figures, and later found herself wanting to paint only faces and most recently, to paint



them large. Her love for pattern and texture led her to use those elements in clothing, backgrounds, and occasionally drifting across the subject. She incorporated hand-painted collage papers into her work and has lately brought that texture into the face itself, using a surface of crumpled tissue, allowing the paint to flow into random nooks and crannies, but controlling it where needed.

“The gessoed surface allows me to lift paint,” she says, “which means I can respond as the painting progresses, turning it into an interplay between my intentions and the emerging work.”



Conn’s paintings have been shown at the Torpedo Factory and Green Spring Gardens in Alexandria, Strathmore Hall in Rockville, the National Watercolor 2016 exhibit in California, and a number of local and regional exhibits. She is a signature member of Potomac Valley Watercolorists, the Baltimore Watercolor Society, and the Virginia Watercolor Society.

Your Perspective is Unique, Unlike That of Anyone Else

More Perspective Drawing tips

By Lydia Jechorek

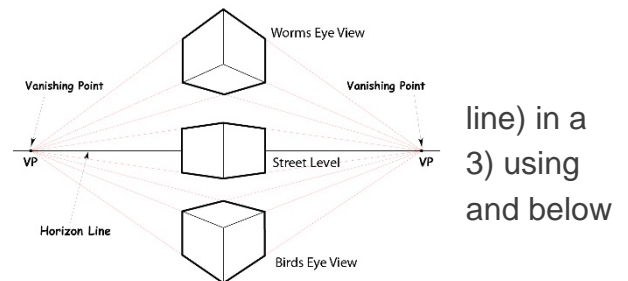
This article is to follow up to our SAG's February 8th meeting with more tips on perspective drawing and techniques. What's great about perspective is it is a learned skill that everyone can do with practice.

Perspective drawing is a technique used to transform 3-dimensional images on a 2-D plane.

My challenge for the February meeting was to create not only a program for all levels, but to craft exercises that could be done in an hour and a half. I decided focus on the basics of

perspective with exercises on:

1) how to use perspective to find the eye level (horizon photograph; 2) drawing using one point perspective; and two-point perspective to draw simple boxes above, on the horizon line.



line) in a 3) using and below

The great thing about drawing simple boxes in one and two point perspective is they can be used as the bases for creating buildings, bridges, cylindrical objects, and much, much more.

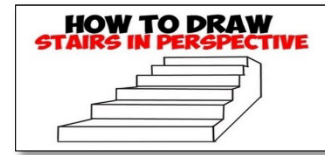
Do you paint/draw from photographs? If so, why is it important to determine where the eye level/horizon line is before you get started drawing or painting? If you know where it is that can help you figure out why a painting/drawing might not be working. Then the question is once you establish eye level/horizon line are you looking at the BOTTOM of everything above that line and the TOP of everything below eye level? Sometimes, it is as simple as that.

With time limitations, I was not able to share tips on how to draw stairs or size figures in a scene using perspective. Some participants asked me for diagrams on how to draw round or cylindrical objects like bike and car tires which I've included here.

I have found a few tutorial videos I think will help anyone struggling with those issues. First, I would like to give a shout out to all the artists who share their knowledge through online videos on everything imaginable including perspective. I could (and probably have) spend weeks reviewing videos. I learn something new every time I watch a video. For this article, my criteria was to find videos that are fairly short and have simple lessons that we can try ourselves, but there are so many really good videos on perspective and I could only choose a few. I encourage everyone to find and watch other tutorials too.

Click on the titles of the videos to link to the sites.

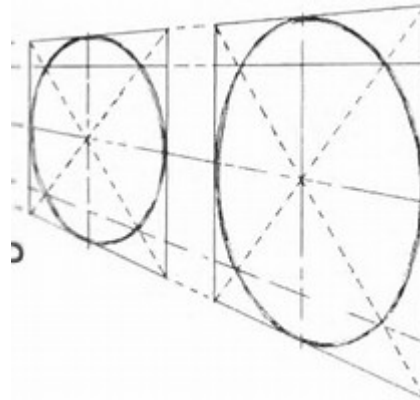
1. **STAIRS:** [How to Draw Stairs in Perspective Step](#)
by drawinghowtodraw
<https://www.youtube.com/watch?v=VlcSZ53XNkQ>



[video](#)

2. **Drawing Round or Cylindrical Objects:**
tips on how to do this will really help you if you
things like bikes or vehicles in your artwork.

- a. [Two point perspective cylinder](#) · by Ms.
- b. [Creating Ellipses and Cylinders in](#)
by bunnygrunt




Knowing the
are drawing

Escobedo

[Perspective](#)

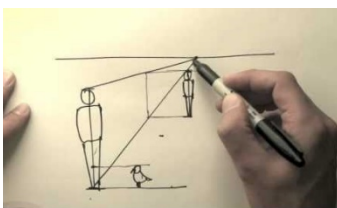
3. **Interlocking Geometric Designs:** A fun exercise to try.



- a. [Abstract Geometric Designs](#) by **Artyfactory.com** provides Free Art Lessons
and is an interesting website that provides great tips on perspective.

http://www.artifyactory.com/perspective_drawing/perspective-geometric-abstraction/perspective-geometric-abstraction.html

4. **How to Size People and animals in Scenes:** The tips you'll find in these
videos take the guessing out of how to do it.



- a. [Perspective Drawing in Proportion Tip](#) by [Richard Robinson Studio](#)

- b. [How to Draw People in Perspective](#) by
[Art School](#)



[Circle Line](#)



Creative Resource Center

Do you love high quality art supplies, sold at discount prices? Come visit our reuse center to see what we have in stock today. Our inventory is always changing. You just might find a treasure behind our doors!

Participate as a Daily Member of UpCycle and fill a bag for \$5-\$25, depending on the size of the bag. Check out our Annual Materials

Memberships to enjoy unlimited access to our reuse collection! www.UpCycleCRC.org

Located in the Durants Arts Center, 1605 Cameron Street, Alexandria, VA 22314

Barb Aigen, Creates Art Installation for the Government Center

Here is a photo of Barb Aigen with the installed art in the display case at the Franconia Government Center. She made it "so the workers at the Franconia Government Center could have a tiny place to look and hopefully find joy and peace". Barb did a very nice job leaving the display case looking artistic and pleasing to see.



Close up of a tiny fairy

“MANY HANDS MAKE LIGHT WORK!”

SAG Franconia Government Center (Lee District) Show

Co-Chairs Lynn Martin, Lydia Jechorek, and John Singley



SAG hung its annual show at the Franconia Government Center on January 21 st (see article in February SAG newsletter). The show reception was held on January 28 th , in conjunction with Supervisor McKay's annual Open House. Many of the Supervisor's staff and public attendees remarked that they enjoyed seeing the arteach year, and were very excited about the potential to win original art in the raffle. Many said that they had been to the event in prior years and always looked forward to it.

People's Choice Awards – Congratulations to:

- 1 st Place David Cochran – Four Yellow Fish
- 2 nd Place: Lynn Martin- Morning Log-On
- 3 rd Place Tie: Darlene Kaplan – Look Under the Next Leaf, and Lydia Jechorek – Getting their Feet Wet

Sales: Barb Aigen sold 5 of her painted stone houses. If there were other sales, please let the show chairs know!

Thank you!! The Show Chairs and SAG Board Members thank SAG members for helping with various aspects of the show – as many hands make work light, and made the show a success! Specific thanks to:

- Davi D'Agostino for preparing and printing the artwork labels
- All of the many SAG members who helped with the show intake and hanging, labeling the art
- Everyone who helped at the reception and those who attended.
- The 14 members who donated numerous wonderful items for the raffle held during Supervisor McKay's open house reception on January 28 th . Their art included original paintings, photographs, prints, and fine art notecards, hand made fabric bag.
- Supervisor McKay and his staff for inviting the Springfield Art Guild again this year to share our art work with everyone who visits the Government Center.
- Barb Aigen who's mural and diorama in the display case, which she put up after she removed her art rock houses, not only makes it more attractive than an empty case, but helps leave a lasting memory of SAG as a community art group.



NOTICE: Increase in SAG Dues

Due to Fairfax library system policy changes for scheduling meeting rooms last year, SAG began having problems reserving the library for our monthly meetings. Previously, we'd been able to reserve Wednesday nights for six months at a time. With the change, the board was scrambling to find alternate locations last fall when the library was not available. Springfield Town Center graciously allowed us to use their facility twice free of charge, but additional uses would cost \$200 a night.

Besides the difficulties finding an available and affordable location, the monthly location changes added confusion for everyone to remember where the meeting would be held. The board worked hard to find a new location that had space available for the rest of the year (Jan – June). Grace Church was selected due to its availability, location, large meeting room and reasonable rent. With the loss of the library venue came a new expenditure, a monthly rental fee.

For our newer members, SAG paid rent for our meetings prior to being provided free space for 3-4 years at the Springfield Mall while the mall was in transition to close down. When the mall closed in 2012, SAG made arrangements to hold our meetings the Richard Bryd Library.

SAG's dues have not been increased for at least 20 years. Many of our expenses have gone up in the last 20 years, but with the additional expense of having to pay rent an increase of dues is necessary. **On February 13, 2017, the Board approved a \$10 increase for general membership and \$15 increase for family membership.**

2017-18 Membership Dues Will Be:

General Membership dues: **\$35**

Family Membership dues: **\$55**

Past Presidents: **\$5** remains the same

Online gallery: **\$10** remains the same

Website link: **\$5** remains the same

I need help please!

To all SAG members.



I am always in need of any kind of art news to put in our monthly newsletter. This is your newsletter and I want to include topics you are interested in. The most difficult part of doing the newsletter is getting the content. I don't write the content, I just put it all together to layout the newsletter. Help me out by sending some articles or even just a few lines about some art news. I would really like to have articles about art workshops or classes you have attended, reviews or summaries of museum shows, any art tips, upcoming art shows to enter, awards you have received and things like that.

Just email any newsletter information to teresatindlebrunson@gmail.com

Thank you,
Teresa



SAG is Planning Ahead

SAG's Green Spring Gardens Art Show

Thanks to Claire and Terry Holman we have our Green Spring Gardens exhibit contract with dates and times. Put these dates on your calendar if you are interested in participating in our show.

The co-chairs for the Green Springs Show, Claire Bentley Claire.Bentley@cox.net and Terry Holman Terryh888@aol.com are working to identify this year's judge. If SAG members have any recommendations, please email them as soon as possible.

Hanging - Monday, Aug. 21, 12 noon
Reception - Sunday, Aug. 27, 1-3:00 pm
Take down - Monday, Oct. 23, 10:45 am

Invitation to SAG Members

from Karen Chin

ACEO stands for **Art Card**, Editions, and Originals and refers to the practice of current artists who create miniature works of art for sale or trade. Most of these works are **cards**, usually the size of a baseball **card**, about 2.5 to 3.5 inches.

I would love to trade cards with you at the MARCH SAG meeting. I am talking about small, originally drawn, painted, sketched, collaged etc. art cards. They are 2 ½" by 3 ½" art cards and any artist that would like to participate can create their art cards any way they want and bring them to our March meeting to trade. These are art cards we can all trade and collect.

I have been having fun cutting failed watercolors and adding stamped images, colored pencil, marker, text, stickers. I am finding it a challenge to order the small 2 ½ by 3 ½ surface into an eye catching composition and tiny theme.

I would love to have one of **YOUR** cards. This is a photo of my new smaller box and new cards to trade.



This is a photo of my new smaller box and new cards to trade

Robert Burridge Studio

BobBlast Issue #138 – Struggles with the Color Green | 2.20.17

Every week I am excited when I find a wonderful “BobBlast” newsletter in my inbox and can’t wait to watch it. I am amazed at the wonder videos [Robert Burridge](#) shares and they are all on his [website](#). I’ve mentioned before, if you haven’t signed up for his newsletter, I would highly recommend it. They are great! I learn something from every one of them. I think you will too regardless of your preferred medium....*Lydia Jechorek*

This week Bob talks about working with green. A tough color for almost everyone to master. Be sure to watch his video. Here’s what Bob wrote about green:

Welcome back to another BobBlast!

Dial it Back

Green paint... right out of the tube - it unnerves me. It appears too raw or acidic. This is what I do to make it work for me.

I put a couple of different greens down on my palette - then I mix in another color, depending what I am after. Adding white paint obviously lightens the color towards a pastel look - also known as a high-key color, light and airy.

In previous BobBlasts, I have demonstrated how I neutralize a color by mixing in a tiny amount of its complementary color. Adding a bit of red, the color green will dial back to a softer green.

Or, at times, I add a bit of black to dial back a color... but not too much black or you will kill the color into a dull mud.

Here is Bob's [video](#) "***Dial it Back***"

*My favorite mid-tone green to work with is made by **mixing yellow, white and black**. This mix creates a grey-green-sage color. I then mix into this mid-tone green a variety of green colors directly from the tube. Also - the complementary colors will pop off the page!*

I played with this approach with my least favorite color (green) and by the end of the day, it became one of my favorite exercises to face head-on what bothers me!

*I learn a lot more about color and painting by practicing and painting... a lot more!
Bob*

Go to Bob's website for more information about his work and workshops. He has [archived all of his 138 videos](#) for your viewing pleasure.



Exciting SAG Member News

SAG member, Darlene Kaplan, is one of the artists in this exhibition "West Meets East", Oriental Paintings and Calligraphy by Western Artist throughout the United States.

The show is at the CCACC Art Gallery on March 4th,- March 31, 2017, in Gaithersburg, MD.
Opening Reception March 4th, 2-5 pm.

Demonstrations and Gallery Talks March 18, 2-4 PM. Darlene Kaplan will be doing a demonstration.

Congratulations!

West Meets East Oriental Paintings and Calligraphy by Western Artists

CCACC Art Gallery

March 4, Saturday - March 31, Friday, 2017

Opening reception: March 4, Saturday, 2017, 2 - 5 pm



Ann Ahern / Gregg Baldwin / Susan Frame / Carla Jaranson / Darlene Kaplan / Richard Kaufman / Mary Padilla / Betzi Robinson / Liz Shepherd / Frank Spink / Kay Stratman / Jane Grace Taylor / Dee Teller

西遇東 西方藝術家的東方書畫

美京藝廊

二零一七年三月四日（星期六）至三月三十一日（星期五）

開幕茶會：二零一七年三月四日（星期六），下午二時至四時

Gallery hours: Tue, Wed, Fri, Sat, 12 noon to 5 pm
藝廊開放時間：每週二、三、五、六，中午十二時至下午五時
9318 Galther Rd., Suite 215, Gaithersburg, MD 20877 / 301-620-7200 ext. 6522





Mary Exline will be having a solo show
at 1st Stage in Tysons Corner
from March 23rd to April 23rd.

Congratulations!

The Loft Gallery



Jackie Perry



Primarily Springtime
Original Paintings
Tuesday, March 7 - Sunday, April 2, 2017
Meet-The-Artist Reception
Saturday, March 11, 2017; 1-4 pm
The Loft Gallery
Upstairs
The Loft Gallery
313 Mill St, Occoquan, VA 22125

Jackie Perry's Art Show at the Loft Gallery. Stop by to see her "Primarily Springtime" show. Reception is on Saturday March 11th, 1-4

Marni Maree



FRANCE³

watercolors by
Marni Maree

April 5 - May 7, 2017
Reception:
Second Saturday Art Walk
April 8, 6-9 pm


Gallery 5
Workhouse Arts Center
9518 Workhouse Way
Lorton, VA 22079
www.workhouseartscenter.org

www.marnimaree.com

Watercolors by Marni Maree painted during her time in France in 2016.

I had the opportunity to visit France three times in the Fall of 2016. In September I taught a watercolor workshop in Laroque des Alberes. In October I toured with my husband and a group of friends from Nice to Paris and many places in between. And in November, I was the Artist in Residence at La Vignette in Dinan, the Brittany area of France where I spent the month focused on painting. In this exhibit you will see the watercolor paintings I created while in Dinan and after returning. The subjects of the paintings are all from my travels through France from the Chateaus to the half-timbered houses of Dinan. I hope to see you during the month of April and especially on April 8th!

ART Opportunities



DEL RAY ARTISANS Exhibit

**Open to all area artists
CALL FOR ENTRY**

***BREAKING THE GLASS CEILING - THE SKY'S THE
LIMIT***

AT DEL RAY ARTISANS GALLERY

March 31-April 30, 2017

Entry Deadline: Sunday, March 19 by Midnight

**Curators: Heike Gramckow and Rachel
Grodsky, heikegramckow@yahoo.com and rgrodsky@yahoo.com**

- This exhibit reflects on the metaphor “breaking the glass ceiling”, pushing through a tough, not quite invisible barrier that keeps many from reaching their full potential, their dreams beyond a certain level in a hierarchy or in society. Breaking glass, breaking barriers, reaching beyond traditional boundaries, stretching beyond one's own and society's current limits, only accepting the limits of an endless sky have been a theme for many artists and reflect a very current theme.

This year Del Ray Artisans celebrates 25 years of supporting visual artists; providing equal access to all has always been at the center of its mission. Inclusion of all to provide a space and to advance beyond set boundaries is as important today as it was 25 years ago.

Entry to this exhibit is by online submission. Art may be two- or three-dimensional, and in any medium. No strict size limits, but please be considerate of other artists and the physical limits of the gallery before entering oversized pieces. Oversized pieces of merit will be accepted if space permits. Art should be ready to hang or display with wire and screw eyes, mounting and/or display stand, framed, matted, or with edges finished. We cannot show work that is not ready for exhibition. See [DelRayArtisans.org/exhibits/art-guidelines](https://delrayartisans.org/exhibits/art-guidelines) for additional details.

Contact the curators if you have questions.

Entry Details:

- Open to all area artists.
- Artists may submit up to three (3) pieces of artwork. The entry fee is \$5 per entry for Del Ray Artisans members and \$10 per entry for non-members . Deadline for online submission of your art is midnight on **Sunday, March 19, 2017** .
- Entry fees are due upon submission and are non-refundable - pay with cash, check, or credit card at the gallery or by credit card online at: <https://squareup.com/store/del-ray-artisans/item/breaking-the-glass-ceiling-entry-fee>
- You must provide one photo for each entry. Acceptable file types are: pdf, jpg, jpeg, png, and gif; up to 5MB in file size. Smart phone photos are acceptable. You may also choose to provide one additional photograph per entry (not required). You must name your files as follows: "YourLastName-FirstName-Entry1,"

"YourLastName-FirstName-Entry2", etc. If you provide a second photo for an entry, add a "b" to the end - e.g. "YourLastName-FirstName-Entry1b".

- Final acceptance for this exhibit will be at the curators' discretion upon physically viewing accepted artwork at Artwork Receiving.
- All artwork must be for sale. We will not accept pieces marked "NFS". This exhibit will have an associated "**Art-To-Go**" marketplace opportunity. Bin art/matting should be 18"x24" or less to fit safely into our print racks.
- Smaller bin submissions must be attached to a foam core at least 8"x10".
- 3D Marketplace entries must be small (no larger than 8"x10"x8")
- Art-To-Go entries will be accepted during Artwork Receiving on **Sunday, March 26, 2017** from 6-8pm and **Monday, March 27, 2017** from 6-8pm.
- Art-To-Go entry fees are \$3 per piece, or \$10 for up to 5 pieces.
- There is a maximum of five Art-To-Go items per artist.
- We will provide a separate entry form for Art-To-Go entries and fees are payable when the art is delivered at Artwork Receiving.

Accepted Artist Requirements:

- When art sells, each artist is asked to make a 20% tax-deductible donation to Del Ray Artisans.
- Del Ray Artisans and the City of Alexandria cannot be held liable for any loss or damage to artwork at any time. Insurance for artwork is the sole responsibility of the artist.
- Permission to reproduce any artwork for Del Ray Artisans publicity and archival purposes is automatically granted by the artist as a requisite for entering the show. Anyone not agreeing must contact the Curating Director at Curating@DelRayArtisans.org
- Work previously shown at Del Ray Artisans gallery is not eligible.
- All art entered must be original: No reproductions. Contact the curator for more information.
- All artists participating in this exhibit are required to volunteer a minimum of 3 hours towards managing the show. Those hours can be filled by gallery hosting during the month of exhibit, assisting with show hanging or take down, and volunteering to help during reception or for other show specific activities as needed by the curator.
- No early pickup. All art must remain the entire length of the show unless sold in a "cash and carry" show or arrangements have been made in advance with the curator and Curating Director.
- All taxes, including sales taxes upon sale of artwork, are the responsibility of the artist.
- **Important Dates:**
 - Deadline for Digital Submissions and Entry Fee Due by midnight on **Sunday, March 19, 2017**
 - Artists will be notified of artwork acceptance by **Thursday, March 23, 2017**
 - Artwork Receiving for accepted exhibit artwork and Art-To-Go submissions will be on **Sunday, March 26, 2017 from 6-8pm and on Monday, March 27, 2017 from 6-8pm** at Del Ray Artisans gallery, 2704 Mount Vernon Avenue, Alexandria, VA 22301.
 - Opening Reception is on **Friday, March 31 from 7-9pm**

KALEIDOSCOPE ART SHOW

www.FallsChurchArts.org/entry.form

Show starts April 27

Registration due by **March 26**

Check out Falls Church Arts website for more details

Art Feast – Ink Wash class

For the **MARCH** Art Feast class, **INK WASH**, you will work with water soluble ink to draw your design. You will then use water to dilute the ink to create shadows and other great effects and add watercolor using various techniques. The subject of your painting could be **A N Y T H I N G !** (flower, animal, tree, car, landscape, water, clouds, etc.) I will have reference photos but bring your own pics too. You will leave with a matted painting ready for a 8x10 frame.

Each class is 2.5 hours. All watercolor supplies are provided. Just bring a dish of something to share and a beverage of your choice. The fee is \$35 or if you bring a friend it is \$60 for both. And your **5th class** is **FREE!** **DON'T FORGET TO BRING YOUR PUNCH CARD IF YOU HAVE RECEIVED YOURS ALREADY. IF YOU DID NOT, YOU WILL RECEIVE ONE IN CLASS.**

PLEASE PRE-REGISTER and PRE-PAY on my website. www.marnimaree.com/classes

Classes sometimes fill up with a waiting list so please let me know if your plans change before class. Thanks.
