



# Springfield Art Guild (SAG)

*A place for a creative experience*

**May 2018 Newsletter**

## Schedule

Wed. May 9, 2018

6pm-9pm

Grace Presbyterian Church  
7434 Bath St.  
Springfield, VA 22150

6 pm – Set up, socializing  
7:15 pm– Business Meeting  
7:15 pm- Artist Presentation  
8:45 pm – Clean up

9:00 pm Clean up (all help)  
*Note: Schedule may vary*

[www.springfieldartguild.org](http://www.springfieldartguild.org)

[www.facebook.com/springfieldartguild/](https://www.facebook.com/springfieldartguild/)

## IN THIS ISSUE:

- April Featured Speaker: Jan Ponder
- Annual Green Spring Garden Art Show
- Guest Speakers Schedule and Board Meetings
- LOTS and LOTS of Art Books!
- May Art Challenge
- April Art Challenge Results
- Board Nominations
- Nature Journaling in May
- April's Featured Artist
- Exciting Member News
- Art Opportunities

## Jan Ponder – Encaustic and Pastel Artist

*By Jan Ponder*

You're never too old to enhance your life with art. I was 73 when I fell in love with photography and all it's aspects and for 7 years I went on field trips and took workshops and entered competitions. Six years ago I discovered something new, Encaustics. The word means to burn in. It is painting with hot wax. I was intrigued with the dimensional affect it gave. My first workshop was at the Sante Fe Workshops in New Mexico. Next I went to the R&F Handmade Paints in Kingston New York for a workshop. They are the people who make the wax and the pigment sticks. I went to the Encaustic Conference in 2012 in Provincetown Maine. Other workshops: Jill Burkholder in alenville New





York, Kim Bernard in Kennebunkport Ma., Bev Ryan at the Torpedo Factory and a workshop at the Armory Art Center in Palm Beach Florida.

I have had a solo show at Baywoods in Annapolis, The Fairfax County Government Center and Showing at the Art league exhibits, where I have received three honorable mentions, and bin room, now Gallery 75 for six years, Gallery West, Art in City Hall, Meadowlark



Park, Green Springs, Glen Echo and most of the Vienna Art Society's venues. The Mclean Art Society invited me to give a presentation on Encaustics with Photography in October 2015. I also gave a



demonstration at the April 2017 meeting for the Vienna Arts Society, and had a solo show at Goodwin House Bailey's Crossroads.


For the past 3 years I have been painting with pastels, along with the encaustics and sometimes combining the two. I've been taking classes with Nancy Freeman at the



Torpedo Factory. Also a class with Jean Hiron and a workshop with Marla Bagetta. I really love doing this. It keeps me young.

# Announcing SAG's Annual **Art of the Garden** *and* **the Year of the Bird**

Juried show at Green Springs:  
October 29 - December 17, 2018



**\*\*Note the new show date during  
the holiday season**

**Reception: November 4 from 1:00 pm to 3:00 pm**

- Our Art in the Garden 2018 co-chairs are Heather Cronin, Joanna Stafford, Mary Rose Janya and Barb Aigen.
- This is a juried show with 1<sup>st</sup>, 2<sup>nd</sup>, 3<sup>rd</sup> and Honorable Mention ribbons to be awarded
- Members may enter up to 3 pieces
- Fee: \$10 each or 3 for \$25. Make sure your membership is up to date
- Artwork must focus on flora, fauna, or local (DC, MD, Va) landscapes. Since it's "The Year of the Bird" (audubon.org), the Greenspring Gardens Park staff is urging us to include paintings of birds in our Fall show in honor of this special year marking the 100th anniversary of the Migratory Bird Treaty Act. This year special acknowledgement goes to best works of art including birds.

***More information, details and prospectus coming soon.***



## Guest Speakers Schedule for 2017-18



**May 9<sup>th</sup> :**      **Jan Ponder, encaustics**

*[Jan, more](#)*

**June 13<sup>th</sup> :**      **Members Art Show, Florence Setzer Judge**

*Members bring in **one** finished, framed piece. Awards will be presented. [Florence](#)*

**July and August :**      **No meetings**

## All Members are invited to attend SAG Board Meetings

In 2015, the board approved a motion to have each of the board member serve as acting President for one month each year. This helps share the duties of Presidency. The locations vary due to availability of library conference rooms. Dates may change due to holidays or other unforeseen circumstances. **\*\*If you plan to attend a board meeting or have a proposal for the board, please contact a board member to confirm the location and date of the meeting.**



**February - Lydia Jechorek**

### 2017-18 Acting President Schedule:

	<u>Acting Pres.</u>	<u>**Board Mtg date</u>
Jan	<i>Elaine Sevy</i>	<i>1/15/18</i>
Feb	Lydia Jechorek	2/19/18
Mar	Jo Stafford	3/19/18
Apr	Sy Wengrovitz	4/23/18
May	Heather Cronin	5/14/18
Jun	Alice Merritt	6/18/18

There are no meetings in July or August.

# LOTS and LOTS of ART Books for Sale!

A friend of David Cochran's donated an amazing collection of over 100 books to SAG. It's a wonderful eclectic collection and many are out of print and therefore have collectible value. This is a list of the books by title, author, and if they are paperback or hardback. You can check the books on line for more information about each one. We are still in the process of pricing but if you are interested e-mail Alice at [Amerritt5@verizon.net](mailto:Amerritt5@verizon.net). She always brings some of the books to the meetings and would bring those requested.

Title	Author	# Pages	Paperback/Hardback
20 Figure Painters and How They Work	Meyer, Susan E.	169	H
Abstraction in Art and Nature	Hale, Nathan Cabot	295	H
Acrylic Art is Fun	Harris, Brenda	72	P
Acrylic Painting Book, The	Blake, Wendon	256	H
Acrylic Portrait Painting	Van Wyk, Helen	172	H
Acrylic Watercolor Painting	Blake, Wendon	170	H
Acrylics: Step by Step Art School	Clouse, Wendy	153	H
Andrew Wyeth		109	P
Art Class: A Beginner's Guide to Painting and Drawing	Howard, Ken	237	H
Art for Dummies	Hoving, Thomas	366	P
Art of Acrylic Crafts, The	Grumbacher Library	48	P
Art of Drawing Trees, The	Grumbacher Library	48	P
Art of Drawing, The	Grumbacher Library	48	P
Art of Oil Painting, The	Grumbacher Library	48	P
Art of Painting Portraits and Features, The	Grumbacher Library	30	P
Art of Pastel Painting, The	Flattmann, Alan	140	H
Art of the Western World	Wood, Michael	337	H
Artist's Eye, The: A Perceptual Way of Painting	Shorr, Harriett	141	H
Brush Work for the Oil Painter	Gruppe, Emile	140	H
Character Studies in Oil	Dawley, Joseph	141	H
Charcoal Drawing	Pitts, Henry C.	157	H
Color Choices: Making Color Sense Out of Color Theory	Quiller, Stephen	142	H
Color Mixing System for Watercolors	Wilcox, Michael	20	P
Color Mixing the Van Wyk Way	Van Wyk, Helen	128	P
Complete Book of Decorative Painting Techniques, The	Sloan, Anne and Gwynn, Kate	213	H
Complete Guide to Acrylic Painting	Blake, Wendon	202	H
Complete Guide to Portrait Painting	Finck, Furman J.	203	H
Composing Acrylics	Hollerbach, Serge	142	H
Creative Painting from Photographs	de Reyna, Rudy	151	H
Creative Seascapes Painting	Betts, Edward	145	H
Cut-Art: An Introduction to Chung-hua and Kiri-e	Christensen, J. A.	157	H
Drawing the Female Figure	Sheppard, Joseph	157	H
Drawing The Human Head	Hogarth, Burne	154	P
Drawing the Light From Within	Cornell, Judith	198	P
Drawing the Male Figure	Sheppard, Joseph	158	H
Drawn Together: Relationships Lamponed, Harpooned and Cartooned	Cartoonists Guild	238	H
Dynamic Color Drawing	Martin, Judy	139	H
Experimental Watercolor Techniques	Shackelford, Bus	142	H
Figure Painting In Oil	Graves, Douglas R.	158	P
Figures In Oil	Blake, Wendon	80	P
Focus on Watercolor	Clark, Timothy J.	143	H
Fun with Watercolor	Lynch, Tom	72	P
Georgia O'Keefe: One Hundred Flowers		100	P
Heads from Life: Charcoal, Crayon, Pencil	Foster, Walter T.	78	P
How To Draw the Human Figure	Cortina Famous Artist School	94	P
How To Make a Painting	Shapiro, Irving	141	H
How to Paint with a Knife	Waugh, Coulton	233	H
Impasto: A Creative Approach to Oils	Millard, David Lyle	141	H
Instant Painting	Kominsky, Nancy Circelli	65	H
Irish, The: A Treasury of Art and Literature	Carola	365	H
John Pellow Paints Watercolors	Pellew, John C.	139	H
John Pike Paints Watercolor	Pike, John	157	H
John Singer Sargent Watercolors		235	H
Landscape Painting in Watercolor	Szabo, Zoltan	177	H
Learning from the Old Masters	Sheppard, Joseph	139	H
Light for the Artist	Jacobs, Ted Seth	140	H
Magic of Watercolors	Lynch, Tom	71	P
Magic Realist Oil Painting	de Reyna, Rudy	140	H
Magic Realist Painting Techniques	de Reyna, Rudy	153	H
Magic Realist Watercolor Painting	de Reyna, Rudy	140	P
Making and Arranging Silk Flowers	Hamilton, Anne and White, Kathleen	144	P
Mastering the Craft of Painting	Grado, Angelo John	143	H
More Magic Methods in Oil	Pittard, Lynne	72	P
Natural Way to Draw, The	Nicolaides	221	P
Oil Painting	Foster, Walter T.	39	P
Oil Painting Step-by-Step	Guptill, A. L.	272	H
Oriental Watercolor Techniques	Wong, Frederick	149	P
Owls: A Portrait of the Animal World	Sterry, Paul	79	H
Paint with Pittard	Pittard, Lynne	72	P
Painting in Opaque Watercolor	de Reyna, Rudy	157	H
Painting in The Musee d'Orsay	Editions Scala	137	P
Painting in The Musee d'Orsay	Editions Scala	137	P

Painting Maritime Landscapes	Pellew, John C.	156	H
Painting Miniatures	Wood, Elizabeth Davys	123	H
Painting Murals	Seligman, Patricia	161	H
Painting Nature's Quiet Places	Daly, Thomas Aquinas	143	H
Painting People in Watercolor	Powers, Alex	141	H
Painting the Beauty of Flowers with Oil	Moran, Patricia	129	H
Painting the Seasons in Watercolor	Barbour, Arthur J.	155	H
Painting Watercolor Portraits that Glow	Kunz, Jane	145	H
Painting with Acrylics	Gutierrez, Jose and Roukes, Nicholas	187	H
Painting with Light	Schlemm, Betty L.	140	H
Pastel Painting Workshop	Handell, Albert and Trainor, Leslie	140	P
Pastel: A Comprehensive Guide to Pastel Painting	Greene, Daniel E.	156	P
Photographing Your Artwork	Hart, Russell	121	P
Picture Framing	Hyder, Max	91	H
Picture Framing for Beginners	Nuttall, Prudence	102	H
Planning Your Painting Step-By-Step	Katchen, Carole	142	H
Portrait Painter's Problem Book, The	Burns, Paul C. and Singer, Joe	141	H
Portrait Painting in Watercolor	Reid, Charles	152	H
Renaissance, The	National Geographic Society	397	H
Richard Schmid Paints the Figure: Advanced Techniques in Oil	Schmid, Richard	137	H
Second Painter's Problem Book, The	Dawley, Joseph	139	H
Starting to Paint in Oils	Raynes, John	95	H
Technique of Landscape Painting, The	Taubes, Frederic	169	H
Technique of Still Life Painting, The	Taubes, Frederic	140	H
The Art of Pencil Drawing	Watson, Ernest W.	156	H
The Illuminated Landscape: Defining and Painting Light and Space	Poskas, Peter and Smith, J. J.	142	H
The Transparent Touch: Watercolor Interpretations of Traditional Subjects	Dodrill, Donald L.	142	H
Treasures of the Hermitage		390	H
Vincent van Gogh		142	P
Vincent van Gogh		114	P
Vincent van Gogh	Hammacher, A. M.	48	H
Watercolor Bright and Beautiful	Karwowski, Richard C.	141	H
Watercolor Lessons from Eliot O'Hara	Schmalz, Carl	172	H
Watercolor Painter's Problem Book, The	Hill, Tom	142	H
Watercolor Painting Book, The	Blake, Wendon	256	H
Watercolor Your Way	Schmalz, Carl	149	H
Watercolor: The Wet Technique	Barbour, Arthur J.	140	H
Watercolor: You Can Do It!	Couch, Tony	171	H
Watercolorists at Work	Meyer, Susan E./Kent, Norman	157	H
Watercolorist's Guide to Painting Trees, The	Petrie, Ferdinand	141	H
Watercolorist's Guide to Painting Water, The	Petrie, Ferdinand	141	H
Winslow Homer Watercolors	Cooper, Helen A.	240	P
Wonderful World of Acrylics, The	Harris, Brenda	72	P
Woodner Collection: Master Drawings	Metropolitan Museum of Art	366	P
Writing with Pictures: How to Write and Illustrate Children's Books	Shulevitz, Uri	263	H

# SAG Challenge for our May Meeting



This is the photo for SAG members to interpret and bring to the May meeting. You may even want to bring more than one interpretation.

Remember.....There are no restrictions on medium, size, number, frame.....or anything else.

Please consider sending your original photos to Tom Kollins at [thomaskollins@gmail.com](mailto:thomaskollins@gmail.com) (put SAG in the subject line). Members submitting photos are assumed to be relinquishing their rights to these photos for all SAG Members.

This is an activity SAG is starting up again. We did this activity over 10 years ago and it was a big hit. How it works is this - Every month a member's photo will be published in the Newsletter, for all members to interpret as they see fit. All members are asked to bring their interpretations to the next month's meeting for all to see.



There are no restrictions on media, size, framing (not required), number of submissions, 2 or 3 dimensions .....Or , anything else. This is for fun.

This is a wonderful opportunity to try new media, new materials, new methods, a new look, .....Or, just stick to what you usually do. It's for the fun of seeing the various outcomes we come up with, when we all start with the same starting photo.

Thomas Kollins will coordinate the program  
(703-323-8186) [thomaskollins@gmail.com](mailto:thomaskollins@gmail.com)).



## Reference Photo



## April Art Challenge -

We were excited to see six Springfield Art Guild members took the April photo challenge and shared their creations at our April meeting. What fun it was to see six totally different artworks knowing they all started with the same photograph. Each artist had their own unique vision. That's what this challenge is all about. To stretch our imaginations. To get us out of our comfort zones and try something different.

To find a new voice we didn't know we had. To enjoy how each person took the same photograph in a different direction. Participating in these challenges, not only help us get inspired, but seeing other artist's interpretations can get our artistic juices flowing.


Artists are our own worst critics. As older artists, we don't let always just let ourselves enjoy the moment when we are creating art, wanting each painting to be perfect. A challenge helps us enjoy the creative process, because we know it is an experiment. An art challenge helps improve our skills and it's a great brain exercise too!

When we participate and create an artwork in a challenge we can let our imaginations run a little wild and push ourselves to try new things. How? Make ourselves paint faster than is our norm. Use only a large brush on a small canvas. Use a new medium. Do a quick sketch with pencil, pen, marker or charcoal. Collage. Mixed media. Use colors that aren't in the photo reference. Use only 2-3 colors plus black and white. Work from a black and white photo so the printed colors aren't a distraction. Or stay true to the original photograph, and add something totally unexpected. Change the forms into an abstract version of the photo....

The possibilities are endless and we hope more will try the May challenge and future challenges.

The possibilities are endless and we hope more will try the May challenge and future challenges.

*The April challenge was our first and we didn't plan well for getting photos for the newsletter or making sure we got our participants names with their painting! Next month we'll do better.*





# What Makes SAG Run?

Providing time, energy and passion in creative labor is an integral part of the making and maintaining of the Springfield Art Guild. Without volunteers we have no guild. Volunteering is about giving, contributing and working with others to make a meaningful contribution to continue to keep SAG strong. Please consider being on the SAG Board – it really isn't a huge time commitment. If you would like to know what it is like to serve on the board please talk to any of our current and/or past members.

## Current Board Members:

Lydia Jechorek – [raylyd@verizon.net](mailto:raylyd@verizon.net)  
Sy Wengrovitz – [swengrovit@aol.com](mailto:swengrovit@aol.com)  
Teresa Brunson – [teresatindlebrunson@gmail.com](mailto:teresatindlebrunson@gmail.com)  
Elain Sevy – [yorkiemum.sevy95@gmail.com](mailto:yorkiemum.sevy95@gmail.com)  
Mary Rosa Janya – [mrjanya@cox.net](mailto:mrjanya@cox.net)  
Heather Cronin – [hrcronin@gmail.com](mailto:hrcronin@gmail.com)  
Joanna Stafford – [joanna.stafford@verizon.net](mailto:joanna.stafford@verizon.net)  
Karen Flann – [kflann4@verizon.net](mailto:kflann4@verizon.net)  
Alice McDermitt – [amerritt@cox.net](mailto:amerritt@cox.net)



In accordance with our by-laws, SAG will hold an election for new board members at our June 2018 meeting.

## IMPORTANT ANNOUNCEMENT



SAG needs

There are **Two** (2) Board Vacancies for Next Year

The board is seeking volunteers to fill 2 openings. Karen Flann will be stepping down next year. We thank Karen for her all of her work on the board. Lydia Jechorek has served her allotted time on the board which will make a second vacancy. Lydia will continue as the Membership Person.

The board is comprised of 9 members. You do not need any previous experience to join the board, just enthusiasm for helping keep SAG a great organization offering art opportunities and community to our members.

If you are interested in becoming a board member or have questions, please contact Lydia Jechorek or other board member.

---

*“Unless someone like you cares a whole awful lot,  
nothing is going to get better. It’s not.” – Dr. Seuss*

---

# Join SAG-Led Nature Journaling in May at Lake Accotink Park and Byron Avenue Park in Springfield

By Elaine Sevy

- **Nature Journaling Saturday, May 12, 10a.m. to noon (Byron Avenue Park, Springfield)**
- **Nature Journaling Mondays, May 7 and 28, 5:00-7:00 p.m. (Lake Accotink Park)**
- **PopUp Paintout “Pink Lady’s Slippers”— Date to be determined (Roundtree Park, Falls Church)**



Our Saturday May 12 Nature Journaling outing will be held at Byron Avenue Park in Springfield where late blooming Spring wildflowers grow along Accotink Creek and the Cross Country Trail. We will meet in the large parking lot at the end of the road, behind the ball fields.



Pink Lady's Slippers, a lovely native orchid, bloom in early May but can be tricky to catch when they are in their prime. Please email SAG member Elaine Sevy, [yorkiemum.sevy95@gmail.com](mailto:yorkiemum.sevy95@gmail.com), to put your name on a list of members who want to enjoy this rare opportunity.

The wildflowers are best seen along Accotink Creek so we will meet in the park's large parking lot on the left. The one below the dam. Look for us in the upper left-hand corner of the lot. **Please text or call me— Elaine Sevy, 703-901-5612**, if you can't find us or have questions (email address is [yorkiemum.sevy95@gmail.com](mailto:yorkiemum.sevy95@gmail.com)).

Don't forget, it's "The Year of the Bird" ([audubon.org](http://audubon.org)), and Greensprings Garden Park staff are urging us to include paintings of birds in our Fall show in honor of this special year marking the 100th anniversary of the Migratory Bird Treaty Act. So we will keep our eyes and ears open for bird sightings and calls. Bring binoculars along with your art supplies, camera & smart phone.

Nature Journaling improves your observation skills, helps you become comfortable sketching and painting outdoors, and doing studies that inspire future paintings.

- **Directions to Lake Accotink Park (Don't use GPS devices):** Take Springfield/644W exit from I-95, which puts you on Old Keene Mill Road. At 3rd stoplight, turn right on Hanover Rd. Continue on Hanover (through residential section) to Highland Ave. Turn Left. Turn right on Accotink Park Rd. The park entrance is on the left (an industrial area is on the right). Accotink Park Rd. continues here. Take it until you reach the large parking lot on the left, below the dam.
- **Directions to Byron Avenue Park:** This park is located right off Old Keene Mill Road, and the address is 6501 Byron Ave, Springfield, VA 22150.



## April's Featured Artist

SAG enjoyed the presentation by oil painter, Phoebe Peterson, as she explained how her oil paintings and her painting techniques have evolved over the years. In her latest "boat" paintings she uses techniques such as sanding and scraping to achieve the look and style she wants. Phoebe is the April Artist of the Month in Building 5 at the Workhouse Art Center in Lorton. Stop by and see her paintings in her studio.





# Exciting Member News!

Be sure to let me know if you have anything you would like to share about your art endeavors. We would like to hear from you. Contact Teresa at [teresatindlebrunson@gmail.com](mailto:teresatindlebrunson@gmail.com)

## Creating With Peeps

MaryRose Janya and Barb Aigen submitted their peeps shoe-box diorama to Artist Undertaking Gallery in Occoquan VA. They are participating in the Occoquan Peeps contest. Mary Rose dressed her peeps in tu-tus to practice their ballet with their peep ballet master. Her box is titled, "*Degas' Dancing Peeparenas*".



Barb Aigen's box is titled, "*Dust Bunnies Peeping from under Van Gogh's Bed*"

This is the third year MaryRose and Barb made peep dioramas.

"Making Peeps is such a hilarious thing to do." Barb said. MaryRose said, "The efforts really stretches the imagination."





## Historic Manassas Banner Art Competition

For the second year I have had a painting accepted in the Historic Manassas Banner Art Competition. Selected paintings are turned into banners that hang in downtown Manassas April to November.

*Leslie Wilder*

*Congratulations Leslie!*

## Sold Five Paintings

Anne Sampson sold 5 paintings from a private web sight that was put up to raise money to help her grandson cover expenses on his missionary trip to Morocco next month.

*Congratulations Anne!*

# ART Opportunities

***Learn how to do both Metal Clay and Enameling in one workshop!***

## Enameling on Metal Clay Workshop at Glen Echo Park ( <http://glenechopark.org/> )

Instructor: Cindy Silas

*(Note: Cindy was the May 2017 featured speaker for SAG and has a studio at the Lorton Workhouse Arts Center – Building 5)*

Learn to make and enamel metal clay jewelry or other small items. Create metal blanks for enameling with custom shapes, thicknesses and textures. Add embellishments such as bails, bezels and fireable gemstones. The first day work with fine silver clay and learn metal clay specific techniques such as texturing, cutting, doming, construction, firing and finishing. On day two work with copper clay and learn about other metals in clay form that one can enamel such as sterling, bronze and steel. Focus on enameling the third day plus learn additional metal clay techniques. Learn about enameling design considerations through instructor's samples. A supply fee covers the silver and copper clay. More about class and instructor at [www.cindysilas.com](http://www.cindysilas.com). Questions: [sarapaulson@gmail.com](mailto:sarapaulson@gmail.com).



GEPPAC

code: 18-2-13-053-1269-A / **\$350.00**

**3 Session(s)**

**Fri, Sat, & Sun 10:30am-4:30pm, May 18 - May 20**

To Register:

<http://www.ssreg.com/glenechopark/classes/classes.asp?courseid=35097&catid=4595>

If for some reason, the above link doesn't work, go to [www.glenechopark.org](http://www.glenechopark.org). Click on Classes in the top row. Click on the orange Register button. Click on the Adult and Teen Art/Music Classes in the upper left corner, then choose Enamel. Then click on the "Enameling on Metal Clay Workshop".





## “Summer Art Camp 2018 in Burke”

Registration is Open for “Art Camp 2018 in Burke “for 5-8 year olds, 8 years and up. Camp is held through Burke Centre Conservancy at the Woods Community Center, [10100 Wards Grove Circle, Burke](http://10100WardsGroveCircle.com). Second location is Burke Presbyterian Church, [5690 Oak Leather Drive, Burke](http://5690OakLeatherDrive.com).

(1) Fine Arts & Crafts Camp (8 yrs. & up) = \$142 plus \$25 supply fee.

(2) Drawing Camp (8 yrs & up) = \$142 plus \$25 supply fee

(3) Drawing Plus Color & Craft Fun Camp (5-8 yrs) = \$120 plus \$20 supply fee

CAMP WEEKS: 6/25 -29, 7/16-20 & 7/23-27

Call instructor at 703-250-6930 or visit [www.czartlessons.com](http://www.czartlessons.com) for registration info & more details.

Carol Zeitlin Burke Centre Art Instructor (703) 250-6930 E-Mail: [czeitlinschneier@yahoo.com](mailto:czeitlinschneier@yahoo.com)