



SPRINGFIELD ART GUILD (SAG)

A place for a creative experience

November 2020 Newsletter

Schedule:

Zoom meeting
Wednesday Nov. 11
at 7 pm

www.springfieldartguild.org
www.facebook.com/springfieldartguild/

SAG Board Members 2020-2021:

All Members Rotate for President
Joanna Stafford – Vice President
Sy Wengrovitz – Treasurer
Kathy Udell – Secretary
Elaine Sevy
Heather Cronin
Mary Rose Janya
Donnalynne Lefever
Danica Holoviak

IN THIS ISSUE:

- **Featured Speaker – Marnie Maree**
- **What's Happening in SAG in 2021?**
- **Springfield Civic Association**
- **SAG's Featured Speakers for 2020-2021**
- **Meet SAG's Board Members**
- **Nature Journaling – *Farewell to Fall!***
- **Be a Featured Artist on Our Website ★**
- **Exciting Member News**
- **Artwork Celebrating Bat Week**
- **Making Peace by Julia Malakoff**

SAG'S Next Zoom Meeting will be on Wednesday Nov. 11 at 7pm with a presentation from award-winning local artist Marni Maree

Drawing With Marni Maree



Marni Maree has been a member of Springfield Art Guild since 1994. She is a watercolor artist with a studio at the Workhouse Arts Center in Lorton. Marni is currently focused on painting small mixed media abstracts during this time of Covid. Marni loves to paint, teach and travel and has done all three things at once taking groups of artists to many beautiful places for Creative Sketch Journaling. One day soon she will continue to do this. For now, she is teaching a variety of classes almost exclusively on Zoom. You will find Studio Painting, Do

More of It, Drawing, and an occasional workshop. People from all over the country and Canada are taking her classes. Marni will continue to teach this way as well as in person once it is safe to do so. She is developing an online watercolor course called **Watercolor by Heart** that will teach you everything you need to know to paint with watercolors with confidence. To be on her mailing list and receive her list of favorite watercolor supplies sign up on her website: www.marnimaree.com and scroll to the bottom of each page to see the sign up box.



As much as Marni loves to paint, her first love is Drawing. She likes to read about drawing, look at other people's drawings, teach others how to draw and she has many sketchbooks filled with her own drawings. She believes that everyone CAN learn to draw. It is not instant but it is fun! Of course, like just about everything, it does take practice. And if the practice is fun, you will be more likely to do it! At the meeting on November 11, Marni will talk a little about drawing and then YOU will draw too. **HAVE NO FEAR!** This will be fun!

What's happening with SAG in 2021? *The board is busy coming up with new ideas and activities for our members!!!*

SAG does not know when Grace Church will be reopening or we will be able to have in-person meetings or events. The board is working on ideas and events to inspire all of our members to continue their art and enjoy their membership through online meetings, our newsletter, our new website, Facebook and online events as we explore ways to inspire you & help you with your art.



Virtual Monthly Meetings: *SAG will be bringing our meetings to our members via Zoom. SAG's board is lining up great Guest Speakers who will bring their art into your homes until we can meet in person again. Meetings will still be **the 2nd Wed of the month.***

Zoom: *If you haven't participated in a Zoom meeting its really easy on your computers or IPads. If you haven't been 'Zooming' yet and need instruction we can help get you started.*

SAG will also continue to explore new art related adventures for you.

*We encourage members to send us your **ideas**. If we work together we're sure to have another great year.*



Springfield
Civic Association
Where we all come together

SAG appreciates the Springfield Civic Association's continued support and coverage of our activities through its newsletter and Facebook group. For news and important information about businesses, school activities and important issues relative to the Springfield community, visit SCA's website at: springfieldcivic.org.

SAG's Featured Speaker List for Our 2020-2021 Season

2020-21	Guest Speaker	medium
Sep 9	Julia Malakoff	Collage
Oct 14	Kathleen Gillmann	Oil, acrylic and pastel
Nov 11	Marnie Maree	Watercolor and oil
Dec 9	Marisela Rumberg	Zentangle & fiber artist
Jan 13	Liz Walker	Marbled acrylic paintings
Feb 10	Lynn Goldstein	Pastel and Oil
Mar 10	Rick Reda	Photographer
Apr 14	Sarah Suplina	Collages and Snippets
May 12	TBD	
Jun 9	TBD	

Meet SAG's 2020-2021 Board Members

Springfield Art Guild Board welcomes new Board Member Danica Arehart

The SAG President schedule will rotate so each board member will be Acting President for at least one month. If you have questions you can contact any board member.

SAG is looking forward to another great year with our Guest Speaker's Series, members' shows and other activities throughout the year.

Everyone is encouraged to invite friends to join us for our Guest Speakers series (on Zoom until further notice)



Teresa Brunson
Newsletter Editor & Website
Former board member



Lydia Jechorek
Membership
Former board member



Alice Merritt
Librarian
Former Board Member



Joanne Stanford
V. Pres. & Membership



Sy Wengrovitz
Treasurer



Kathy Udell
Secretary



Danica Arehart



Elaine Sevy &
Journaling coordinator



Heather Cronin



Mary Rose Janya



**Donnalynne
Lefever**



Chris Jenkins

SAG's Newsletter is Eager for More Stuff!

SAG is always looking for articles, notes, interesting facts, pictures, and just about anything to put in our newsletter. Help us out and send in some articles or whatever you have. It doesn't have to be a long article – it can just be a few lines about some art related topic. Below are some ideas. Email teresatindlebrunson@gmail.com with your input. We would all love to hear from you!

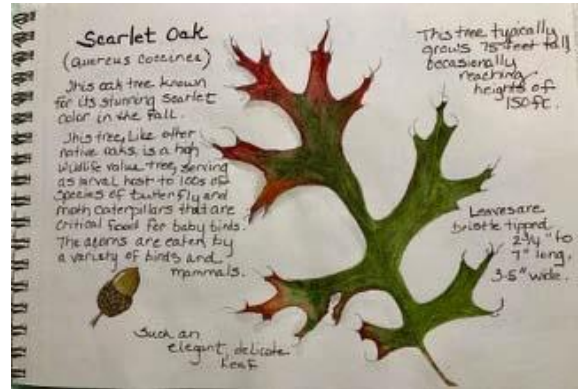
Upcoming Art Shows
Art Shows your art is in
Art Events
Summary of a workshop you attended
Art Awards you have received
Art Exhibits
Your Art Accomplishments

Art Classes you recommend
Review of a gallery show or art museum
Studio Openings

November Nature Journaling at Lake Accotink Park

Farewell to Fall !!!!
Saturday, November 14
2:00-4:00 p.m.

By Elaine Sevy



Don't let this beautiful season get away without enjoying the colorful leaves, berry-laden Viburnum bushes, native asters and pollinators, and the rusts, golds and tans of the different grasses.

Make a date with Fall and join us to sketch tree and leaf studies, small Autumn landscapes and enjoy some of the newly arriving waterfowl that overwinter in our area. We



may even catch a glimpse of a wild turkey that's been seen in the park.

Most of all, come and relax in the woodlands with friends, and enjoy some quiet time with nature, ahead of the busy holiday season.

IMPORTANT: We are limited to 8 people so please email me if you plan to attend: yorkiemum.sevy95@gmail.com. We will practice social distancing and wear face masks to keep everyone safe.

In addition to art supplies, definitely bring binoculars if you have them (I will bring a couple of extra pairs), your cell phone and/or camera for taking reference shots, and something to sit on. A chair is nice, but even a comfy towel will do.

Nature Journaling improves your observation skills, helps you become comfortable sketching and painting outdoors, and doing studies that inspire future paintings. Nature Journaling also opens a door to a fascinating world of local natural wonders, stimulating your imagination and creativity.

A good basic Nature Journaling kit includes: 6x8" or 5x7" sketchbook (at least 100 lb. weight paper to handle light watercolor washes), HB drawing pencil, pencil sharpener, Kneaded eraser, a waterproof ink pen such as a Pigma Micron 01 or 05, set of watercolor pencils (Derwent is a good brand), a small container for water (film canisters work great), Pentel Aquash Water Brush and Paper Towels. Or bring whatever materials you are comfortable using. I will have some tools on hand that you can try. Please NOTE: We will meet at the park's Marina. Parking is available in the Marina parking lot. It can fill up fast though, so you can also park in the large parking lot on the left as you drive into the park on Accotink Park Road and walk over to the Marina.

Directions to Lake Accotink Park (Don't use GPS devices):

Take Springfield/644W exit from I-95, which puts you on Old Keene Mill Road. At 3rd stoplight, turn right on Hanover Rd. Continue on Hanover (through residential section) to Highland Ave. Turn Left. Turn right on Accotink Park Rd. The park entrance is on the left (an industrial area is on the right). Accotink Park Rd. continues here. Take it until you reach the Marina parking lot at the end of the road. The large parking lot is on the left, before you reach the dam. This lot is below the railroad trestle.

LIKE “The NOVA Nature Journal Club,” managed by SAG Member Elaine Sevy, on Facebook at: <https://www.facebook.com/groups544583139673338/>. Our group is a diverse community of artists and naturalists, of all levels, who meet together to connect to nature through art. Though centered in Northern Virginia, it is open to anyone with a passion for exploring nature with a journal.



Great Opportunity for SAG Members!

Be a Featured Artist on the SAG Website

Our updated website now has a **Featured Artist** page. We would like to have a different member each month on our featured artist page. This is a great opportunity to share your art and your art journey with your fellow members. We are looking for any SAG member who would like to be our website Featured Artist to contact Teresa Brunson teresatindlebrunson@gmail.com right away. You will only have to provide answers to the following questions, photos of you and your artwork. Easy!

Questions for Featured Artist

1. What is your personal artistic motto or mission in a sentence or two?
2. What are three words that describe your style?
3. Where are you coming from and how did you start your artistic journey?
4. What inspires you to create? What holds you back?
5. What is your favorite piece you have created or favorite art experience, and why?
6. Tell us something positive that has happened to you in the last month?
7. Do you have a website and if so please give the address
8. Do you have pictures of your art in the SAG website gallery?
9. Do you have a Facebook page and if so what is your address?

Exciting Member News!

Be sure to let me know if you have anything you would like to share about your art endeavors. We would like to hear from you. Contact Teresa at teresatindlebrunson@gmail.com

Cynthia Schoepel's artwork was chosen to be on the front page of Cheap Joe's catalog! The artwork is watercolor and Elegant Writer done on 300lb. Arches paper. Cynthia entered her artwork and the Cheap Joe's staff choose the winners. There were about two dozen finalists and they will be featured in the front pages of the 2021 catalog that will come out in January.

Congratulations!!



Cynthia Schoepel's painting, "Magnolia Blossom at Dusk", was chosen as a September image for the Del Ray Artisans 2021 calendar.

Congratulations!!

SAG Member Creates Artwork For Bat Week

The NOVA Nature Journal Club, managed by SAG member Elaine Sevy (a certified Virginia Master Naturalist, Fairfax Chapter), collaborated with **The Save Lucy Campaign**, a local non-profit committed to saving bats, during **Bat Week** to profile and educate the public about resident and migrants bats of Virginia.

Congratulations to SAG member Deidre Pistochini, who took nature journaling to a whole new level, and produced a series of 9 beautiful journal pages about Virginia's bats that was featured by **The Save Lucy Campaign** as an online book during **Bat Week**. Enjoy Dee's gorgeous illustrations!

BAT WEEK
October 21 - 29, 2020

Hosted by NOVA Nature Journal Club (Fairfax County)

Day #1: Little Brown Bat
Day #2: Big Brown Bat
Day #3: Silver-Haired Bat
Day #4: Hoary Bat
Day #5: Eastern Red Bat
Day #6: Evening Bat
Day #7: Virginia Big-Eared Bat
Day #8: Tricolored Bat

Art by: Deidre Pistochini

Bat Week
Oct 21-29, 2020
Day #2

Little Brown Bat

(*Myotis lucifugus*)

Most common microbat with small body, short snout, a pair of fleshy brown fur. Females larger than males.

- Promiscuous mating system offspring called pups
- Hibernates in the winter
- Eyesight is sensitive to UV light and red light... useful in determining nocturnal insects (particulate matter)

• Few predators and no rapists

• White-nose Syndrome has been significant cause of mortality since 2006... population is as of 190%!

Bat Week
Oct 21-29, 2020
Day #2

Big Brown Bat

(*Eptesicus fuscus*)

Reddish brown fur, dark black. A species of vesper bat, comparable to microbats it is quite large.

- Weight: 15-24g
- Wingspan: 32.5-35cm
- Insectivorous; especially flies, beetles
- Consumes serious agricultural pests, such as cucumber beetles.
- Lifespan: 15-17 years
- Breeding: in the fall 1-2 pups per litter
- This species is relatively resistant to White-nose Syndrome.
- Females has seen population growth.
- Notable during day parties in and around the Washington Monument.

Bat Week
Oct 21-29, 2020
Day #3

Silver-Haired Bat

(*Lasiurus noctivagus*)

- Medium sized vesper bat.
- Dark brown/black fur, tipped with silver... young is tan.
- Its appearance on its back.
- Short, rounded ears.
- Weight: 18-24g
- Wingspan: 25-32cm
- Life span: 12-15 years

• Most common bats in forested areas. Not endangered.

- Insectivorous... mostly feeds in flight
- Forms maternity colonies: breeds in fall; a pup leaves summer.
- Hibernates in tree hollows.

Bat Week
Oct 21-29, 2020
Day #4

HOARY BAT

(*Myotis cinereus*)

Yellowish-brown fur, black wings.

- Yellowish-brown fur with black points; short, rounded ears with black rims.
- Largest North American bat.
- Weight: 20-28g
- Wingspan: 19 cm
- Female 10% larger than male; births 2 pups.
- Migratory; prefers woodland, nearby cultivated forests.
- Insectivorous; moths most preferred.

Not Endangered.

Habitat is protected by wind turbines in Dec 2005. Most of all bats killed by wind turbines are hoary bats.

BAT WEEK
Oct 21-29, 2020
Day #5

Eastern Red Bat

(*Lasiurus borealis*)

Only bat with a tail.

- North America's most abundant "free bats".
- Medium sized bat.
- Wingspan: 19-21cm
- Life span: 12-15 years
- Short, rounded ears.
- Distinctive white dorsal patches.
- Sexually dimorphic: males smaller than females and vice versa.
- Common wind turbine victims; black legs are prey on wind turbines in 100% cases.
- Migrants and solitary.
- Common wind turbine victims; black legs are prey on wind turbines in 100% cases.

Meets on the wing.

Foliage bats, does not use buildings.

BAT WEEK
Oct 21-29, 2020
Day #6

Evening Bat

(*Nycticeius humeralis*)

Shorter Lifespan (4-6 years)

- Small, vesper bat.
- Weight: 6-12g
- Similar in appearance to Big Brown bat, but smaller.
- Uniformly dark brown.
- Wide dog-like muzzle, prominent facial glands.
- Robust jaws compared to other insectivorous bats.
- Bites twigs (10-15)
- Hunts at night (moths, beetles, flying insects).

BAT WEEK
Oct 21-29, 2020
Day #7

Virginia Big-Eared Bat

(*Lasiurus blythi*)

State bat of Virginia.

- Only found in a few VA counties in 1, most are in 1, most are in 1, most are in 1.
- One of the largest cave-dwelling bats.
- Weight: 10-18g
- Wingspan: 12-15cm
- Pale-colored long fur; dumpy nose.
- Females birth 2 pups.
- Lifespan: 10-12 years.
- Hibernates in caves.
- Hibernates in caves.

Very sensitive to White-Nose Syndrome.

Only about 20,000 left. Most found in West Virginia.

ENDANGERED

BAT WEEK
Oct 21-29, 2020
Day #8

TRICOLORED BAT

(*Perimyotis subflavus*)


- Species of microbat.
- Name "tricolored" derives from the coloration of the wings: has 3 distinct color bands.
- Smallest bat species in region.
- Weight: 4.1-7.9g
- Kept in tree trunks or beard lichen.
- Insectivorous.
- Females birth 2 pups.
- Lifespan: 15-18 years.
- Brown, reddish-brown, buff, dusky, grey, (hair), shaft.
- Forewings reddish; black wing membranes.

Populations have significantly declined since 2003 due to White-Nose Syndrome.

Making Peace by Julia Malakoff

Recently I had a solo art show at the Reston Art Gallery & Studios. The title of my show was called, "Peace and Love" and the paintings were all inspired from the first lock down. With all the changes happening in our lives, I wanted to take some time to make sure that my aging parents, who live a few hours away, were taken care of.

As I helped my parents organize themselves with shopping and cleaning, I found myself delving into their old books and magazines. I had not packed my art supplies but was lucky to find a glue stick and some gesso boards. With no paints or drawing tools at hand, I was left with collage, so I set to work. With their permission I ripped and cut and glued and found an inner peace and an inner Matisse. I produced over a dozen small collages and included them as the early inspiration for my show. When I returned




*Peace & Love mini collage 1
Mixed Media Collage with old books, music,
magazines and found papers.
By Julia Malakoff*



*Good Morning!
Mixed Media Collage with
hand painted papers
By Julia Malakoff*

to my studio, I began the process of making painted papers, adding marks, and continuing to collage into larger pieces. My colors became more vibrant and my shapes and textures began to stretch across my work. I found the bright colors uplifting and my paintings became windows to all the places that I wished I could go but could not. Who needs to travel when we have our imaginations? During this time, I also created a video library of my classes which breaks down my mixed media process step by step. I have created a course called, Make Your Mark and within the course there are many classes exploring ways to express your artistic voice and create your own visual story.

Please email me at: juliamalakoffart@gmail.com for a free, Make Your Mark video art class sample which will give you an insight into my classes. I look forward to hearing from you.



*Peace & Love mini collage 8
Mixed Media Collage with old books, music, magazines
and found papers.
By Julia Malakoff*