



# SPRINGFIELD ART GUILD (SAG)

*A place for a creative experience*

**February 2022 Newsletter**

## IN THIS ISSUE:

### Meeting Schedule

Zoom Meeting Feb. 9, 2022 – all are welcome!

#### Schedule

7 pm – Business Meeting

7:10 pm – Speaker

*Times are approximate*

[www.springfieldartguild.org](http://www.springfieldartguild.org)

[www.facebook.com/springfieldartguild/](https://www.facebook.com/springfieldartguild/)

- **Zoom Meeting Speaker- Remington Robinson**
- **Board Members, President & Speakers Schedule**
- **Wanted: SAG Publicity Coordinator(s)**
- **Franconia Government Center Art Show**
- **Mixing Colors and a Great Blog**
- **SAG Winter Virtual Art Show**
- **Welcome New SAG Members**
- **SAG's Open Studio on Wednesdays**
- **NOVA Nature Journaling**
- **Article on Greg Sykes**
- **Art Opportunities – Gallery and Art Classes**
- **Exciting Member's News**
- **Be a Featured Artist on the SAG Website**

## Two Extremes of Art Creations



Remington Robinson is a painter from Boulder, Colorado. Remington is best known for his miniature plein air paintings inside Altoids mint tins, but his artwork ranges from miniatures to the other side of the spectrum doing very large scale work when his canvas is the side of a building.

As with many people, Remington's art practice has its deepest roots in drawing, which goes back to his childhood. He loved to experiment with colored pencils and drafting templates in his dad's architecture studio. His dad really encouraged creative freedom, but also the value of good craftsmanship.

The bulk of the artwork Remington creates now mostly stems from the practice of realism painting which he has done since high school. He learned the basics of painting from his high school art teacher David King. Remington graduated with a BFA from Rocky Mountain College of Art + Design in 2010, but doesn't necessarily attribute his artistic ability solely to his college degree. He believes he has had more influential experiences both before and especially after college.


In 2016, Remington's traditional practice of painting on canvas went in two different directions. That summer, he began painting murals with friends and quickly found he was making enough money to make his living through his mural artwork. Later in 2016, he



also took up painting plein air. By the spring of 2017, Remington was painting smaller and smaller plein air paintings. That was in part due to the influence of other artists he enjoyed on social media who were painting miniatures inside Altoids tins. By the end of 2017, Remington was almost exclusively working in the mint tin motif in his spare time when he wasn't creating murals with his friends, and began selling his miniatures. His postings on social media have garnered him a huge following. Remington is now able to make a living as a full-time artist, through a combination of selling his own miniature paintings and still creating big murals.

You can see more of Remington's work on his [website](#).





Drawing from 4th Grade



Remington with his miniature oil paintings inside Altoids mint tins

<http://www.remingtonrobinson.com/>

## Meet SAG's 2021-2022 Board Members

*Springfield Art Guild Board welcomes new Board Members Pat Hafkmeyer and Gladys Berly*

The SAG President schedule will rotate among some of the board members. The Acting President schedule will be listed in the newsletter. If you have questions you can contact any board member.

SAG is looking forward to another great year with our Guest Speaker's Series, members' shows and other activities throughout the year.

Everyone is encouraged to invite friends to join us for our Guest Speakers series (on Zoom until further notice)



**Donnalynne Lefever**  
Vice President



**Joanna (Jo) Stafford**  
Treasurer



**Heather Cronin**  
Secretary



**Danica Arehart**



**Elaine Sevy**  
Artist Naturalist



**Mary Rose Janya**



**Teresa T. Brunson**  
Newsletter & Website  
Former Board Member



**Lydia Jechorek**  
Membership  
Former Board Member



**Alice Merritt**  
Librarian  
Former Board Member



**Gladys Berly**



**Chris Jenkins**



**Pat Hafkmeyer**

### Acting President schedule- 2021-2022

2021-2022	Acting President	Members mtg	Board Mtg	Assistant
September	Danica	8	13	Lydia
October	Chris	13	18	Mary Rose
Nov	Pat	10	15	Elaine
Dec	Elaine	8	13	Chris
Jan	Mary Rose	12	17	Pat
Feb	Danica	9	14	Elaine
Mar	Elaine	9	14	Mary Rose
Apr	Gladys	13	18	Chris
May	Pat	11	16	Danica
June	Donnalynne	8	13	Pat

## SAG's Featured Speaker List for Our 2020-2021 Season

2020-21	Guest Speaker	Art Topic
Sep 8	Lewis Williams	Painted His Way Across USA by Bike (watercolor, pastel, acrylic)
Oct 13	Rosa Leff	Hand Cut Paper Art
Nov 11	Celeste Amparo Pfau	Fabric Prints
Dec 9	Mindy Lighthipe	Painting nature in gouache, colored pencil, watercolor & pan pastels
Jan 13	Dave Coverly	Cartoonist – Creator of “Speed Bump”
Feb 10	Remington Robinson	Oil paints in Altoid mint tins and does murals
Mar 10	Sara Shoob	History of Women Artist/ Smithsonian
Apr 14	Deborah Kennedy	How to Title Your Artwork & Add Stories to Your Art
May 12	Nona Hall	Pottery
Jun 9	George Jones III	Wood Turning



**Franconia Government Center**  
**ART SHOW**

**Saturday, January 15 to Saturday, March 5**

**6121 Franconia Road, Alexandria, VA 22310**

---

*“The smallest act of kindness is worth more than the grandest intention.”*

— Oscar Wilde

---

## **Wanted: SAG Publicity Coordinator(s)**



In years past, SAG has had a Publicity Coordinator and the SAG Board is looking to fill that position again.

While preparing Springfield Government Center exhibition the show coordinators concluded that in order to attract more public and sales, it would be great to better promote these exhibitions by advertising, invitations, etc.

At the same time, SAG would love to find new venues to have more exhibitions such libraries, senior centers, etc. For this purpose, SAG is looking for the input from our members.

The Publicity Coordinator(s) position doesn't have to be just one person. It can be made up of two people (or more) to work together on this project, to help one another develop new ideas on how to advertise our shows and find new venues.



If you have any suggestions or are interested in the publicity position, please contact **Gladys Berly** at [gberly@verizon.net](mailto:gberly@verizon.net)

*“It is not enough to be compassionate – you must act”*  
– The Dalai Lama


# How to Mix Earth colors



Artist Dianne Mize provides shares weekly YouTube video tips. Everyone can find her videos on her [webpage](http://www.diannemizestudio.com) ([www.diannemizestudio.com](http://www.diannemizestudio.com)) and/or sign up for her weekly newsletter.

In Dianne's, [Quick Tip 357 - Why I Don't Use Earth Colors - YouTube](https://www.youtube.com/watch?v=FrJ0O0UjsfY) ([www.youtube.com/watch?v=FrJ0O0UjsfY](https://www.youtube.com/watch?v=FrJ0O0UjsfY) ) she explains "WHY I DON'T USE EARTH COLORS" and how to mix your own earth colors using complimentary colors. She noted that when she started painting, she too used earth colors, but realized mixing her own are easy, allowed her to limit her palette and gave her richer colors and variations.

## Great Blog to Check Out




SAG member Danica Arehart came across this blog and wanted share it with the membership. It is about the power of telling a story in your art.

<https://wastedtalentinc.com/how-to-make-powerful-art-by-telling-a-story/>

# SAG WINTER VIRTUAL SHOW

February 1 – April 2, 2022

*Warm Thoughts in Winter Time*



Springfield Art Guild 2022 Spring Virtual Art Show

**February 1- April 2 2022** – Virtual exhibit on SAG's website

**March 6, 2022 1:00PM** – **Zoom** Reception and Award Announcements starting at 1PM for about an hour. Details to come..



# Welcome New Member!

Be sure to let me know if you are a new member. Tell a little about yourself and your artwork so I can put it in the newsletter. It is a good way to introduce yourself to the members. Contact Teresa at [teresatindlebrunson@gmail.com](mailto:teresatindlebrunson@gmail.com)

## SAG welcomes new member **ELIZABETH STAUFFER**



"Desert Dream"

In 2018, after several years of creating digital art, Beth decided to challenge herself by learning how to paint traditionally with watercolor. She chose this medium because she loves the interplay of pigments, water, and paper. She finds it magical how much work those elements do for you if you aren't afraid to be bold and experiment. Learning how to paint in watercolor has radically changed the way Beth sees our world and the objects created to fill it. At this stage of her journey as an artist, Beth's not focusing on any particular subject or actively trying to develop a style. Instead, she paint what appeals to her and does her best to capture its most intriguing qualities in the hope the viewer will make the same connection to it that she did. Beth

gravitates most often to rural scenes, botanicals, and houses both old and new. In the future, Beth said she would love to attend in-person workshops and become proficient in plein air and urban sketching. You can enjoy more of Beth's latest works on Instagram: [sablefeatherstudio](https://www.instagram.com/sablefeatherstudio)



"Near Manheim"



**Springfield**  
Civic Association  
Where we all come together

SAG appreciates the Springfield Civic Association's continued support and coverage of our activities through its newsletter and Facebook group. For news and important information about businesses, school activities and important issues relative to the Springfield community, visit SCA's website at: [springfieldcivic.org](http://springfieldcivic.org).



## Join us on Wednesdays!

We heard SAG members say they were having trouble getting motivated to paint at home and the idea of having a virtual open studio was born. Most of us are also looking for ways to increase our social activities safely these days, this is a two for one! This is a zoom session where we can get together, chat, do our art, and ask for input on our work! Those who have participated have enjoyed the companionship and added incentive to get back to their art. There is no size limit to this group, if we get too big for one chat, we can just add another "room" and have too smaller groups!



**When:** Wednesdays from 1- 2:30pm

**Where:** On Zoom - SAG members meet on Weds to work on any art project of their choosing. The zoom link is always the same and is sent weekly to all members by email

**What's is all about??**

It's a virtual get-together giving everyone a chance to work on their personal art in a group setting for inspiration, encouragement and to just have fun chatting, and painting or drawing again.

**Come join us you'll be glad you did!**



# LIKE “The NOVA Nature Journal Club,” on Facebook!

<https://www.facebook.com/groups544583139673338/>

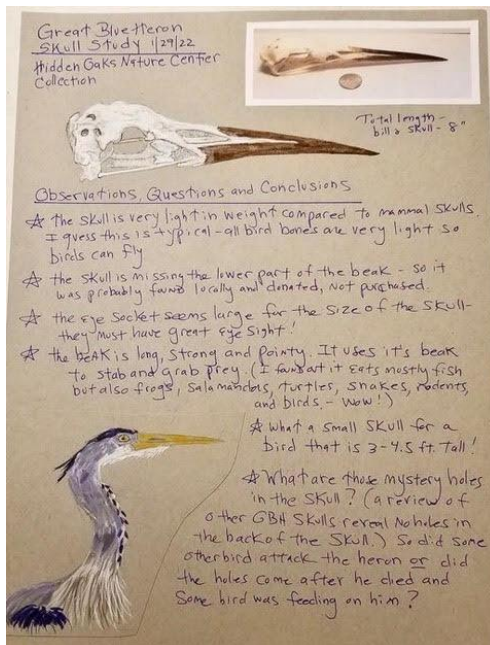
Wild birds are much more visible in the Winter and fun to watch as they form mixed flocks to feed, and demonstrate how to do Valentine’s Day right. SAG member Elaine Sevy, a certified Fairfax Master Naturalist, will lead two outdoor sketch hikes at Lake Accotink Park that are becoming Winter traditions — a visit to the Bald Eagles Nest to see baby eaglets, and to enjoy mixed flocks, Hooded Mergansers who mate here, and hear or see owls who mate in Winter (D).

## Fairfax County Park Authority class registration opens Feb

1. Sketch hikes and nature drawing classes have become extremely popular and fill fast. Spring Ephemerals (wildflowers), Ambibian Disco, and Meadow and other Sketch Hikes are being taught by Artist Naturalist Margaret Wohler at Huntley Meadows Park. Artist Naturalist Avery Gunther is teaching a 2-part class on Drawing and Learning about Bones at Hidden Oaks Nature Center before it closes for renovation. Learning about bones, skeletons and skulls can really improve your drawings of animals.

The NOVA Nature Journal Club, a Facebook group administered by SAG Member Elaine Sevy, offers a steady flow of lovely illustrations and journal pages, as well as links to register for a variety of these and other online and in-person classes and events.

In the case of inclement weather, outdoor events are rescheduled or canceled to make sure everyone stays safe. Indoor classes will require masks and possibly social distancing.



# Coalescing Art and Science

Shared by Elaine Sevy

Greg Sykes always loved nature and art. He started painting oils and watercolors as a child and began sketching as a teenager. Photography started as reference material for future artwork, but he realized soon that the finished images were good enough to stand on their own. Outside the corporate world, he continues freelance photography for institutions and individuals to this day. He studied environmental biology and molecular genetics through undergrad and grad school, and currently works in a genetics lab while staying current in environmental sciences through habitat restoration. He frequently engages in watershed cleanups and works closely with the Fairfax County Park Authority, most notably in the [Invasive Management Area \(IMA\) program](#). His efforts as an IMA volunteer site leader have led to multiple awards, including the county's prestigious Elly Doyle Special Recognition Award. He feels strongly that being a true biologist and nature lover is more than simply hiking or making nature a photography or art subject while pollution and invasive species harm the environment. Helping the environment and teaching others to do so is his way of repaying nature while gaining an intimate understanding of life. Learn more about Greg on his website [www.grsykes.com](http://www.grsykes.com), *Coalescing Art and Science*. His educational Facebook page is <https://www.facebook.com/GR-Sykes-188043624568794/>

***Also, there is an article written by Greg Sykes below.***



*African Violet Picture. Designed from a series of photographs Greg took of his mother's African violet collection. Color pencil and graphite drawing, 10.5 x 10.5 inches. Catalog number SB05-06 1994-03*

## Seeing the World Anew

By Greg Sykes ([greg@grsykes.com](mailto:greg@grsykes.com))

Wow! How did you spot that? How can you tell this species from that one? How are you able to determine a forest's age? How can you know that this trash was deposited here by a fox and not a sloppy person? These questions and more have answers rooted in heightened observation—a skill useful in many aspects of life, for example rearing children or diagnosing illnesses and car problems. For simplicity, this article only looks at biological applications in local parks or the backyard. Observation may involve multiple senses, such as confirming a spicebush (*Lindera benzoin*) by crushing its leaf, thereby releasing the zesty odors. However, never run around the woods rubbing every leaf or else risk getting a rude surprise from plants that are poisonous, thorny, or both!

Our ancestors needed heightened awareness for survival and our brains are still hardwired to see snakes and spiders, two potentially venomous animal groups, more readily than other creatures. Skills to detect additional things in daily life can be awakened with tools and exercises. Many paths lead to enhanced observations and this article provides some starting points.

In this age of ubiquitous cameras, anyone can take pictures and be a “photographer.” However, taking that snapshot often reduces attention to the moment and the image loses some of the subtleties that the eye perceives in life, with the latter being the reason many identification field guides have illustrations instead of photographs. Drawing and painting, especially from life, helps the viewer see details while gaining a better appreciation for the subject as a whole (Figure 1). An easy way to get started is with a pen (preferably India ink) or pencil set and a sketchbook (recommending 11x14 inches). At first, draw natural, stationary objects, such as wood, shells, foliage, and flowers. Start with line drawings and pay attention to the edges, noting variations like degrees of smoothness and irregularities. Line drawings are simple yet effective studies. As experience builds, return to this subject and experiment with values and colors. Try different angles, lighting, media, and techniques. Bonus: study sketches will improve and a novice may start producing nice artwork after only a year or two of diligent practice! There are many art books to help with this journey.

Creating a phenology wheel is another terrific exercise. Find an outdoor subject that is easily seen and immutable, such as a backyard object (e.g., large piece of deadwood, boulder, or shed), and make it the drawing's central focus. Decide on how many sections this picture has and divide the remaining empty parts of the page by that number. For example, divide by 12 to have one installment per month over a year or divide by 13 for a weekly chapter over a season—a wonderful way to document spring wildflower bloom periods. At set times over an established period, return to the picture and draw a segment as it is seen or choose subjects around that focal point. More information is at <https://earthzine.org/phenology-wheels-earth-observation-where-you-live/>.

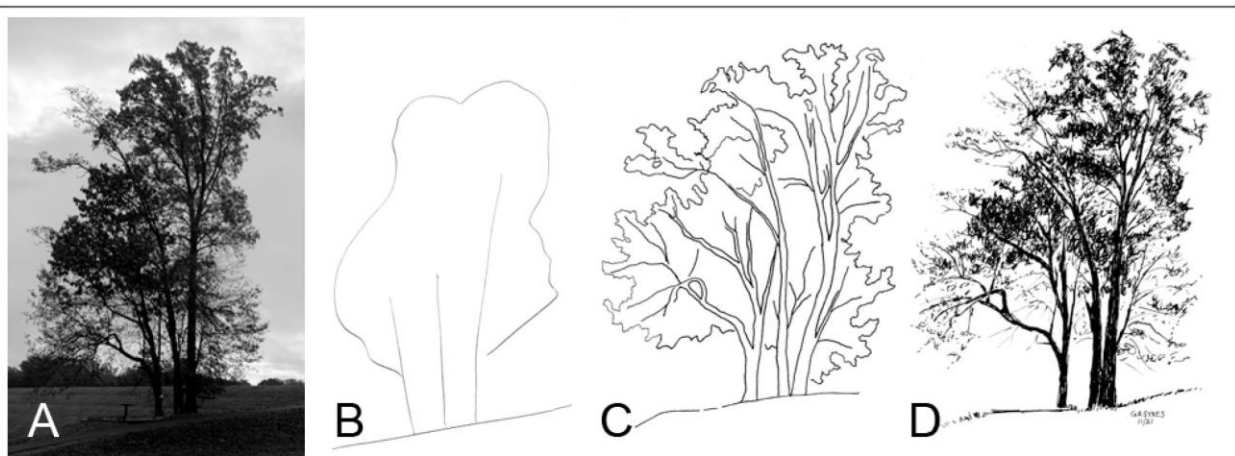
Explore the natural world with others by joining a nature journal club. It is an excellent way to share ideas and works while making friends with kindred spirits. In a sketchbook, notes and drawings on the same page document what is seen. Some of the results are true works of art! Clubs may offer workshops and classes, both outdoor and inside. Online forums and postings are ways to get feedback on existing pieces and ideas for new ones and approaches. The NOVA Nature Journal Club has a publicly open Facebook site at <https://www.facebook.com/groups/544583139673338>.

Improve awareness through solo observation drills, such as the following:

**Exercise 1:** Find a secluded natural area, maybe a forest or meadow. Bring a mat, notebook, and pen or pencil and sit for 15 minutes. Do nothing but observe everything from soil to sky. Is there a breeze? How is the humidity and temperature? What types of flora and fauna are around you? What smells are in the air? What do you hear—leaves rustling, streams gurgling, animal calls? Even if the session is drowned out by yet *another* loud leaf blower (note how far sound travels), rain starts falling, or some other unfortunate occurrence, it is all part of the objective observation. When the time is up, spend the next 15 minutes writing down everything viewed or sensed.

**Exercise 2:** Look up the animals found at the [National Zoo](#), [Frying Pan Park](#), or other accredited public place that houses animals. Before the visit, select three animals, preferably ones that you know little about and make it a learning experience. When you visit the first animal on this list, simply observe it for 15 minutes if it is on display (if the animal is not out, go to the next listed critter). What is the animal doing? How does it interact with other things in its area? Even if it is sleeping the whole time, what is it doing while it sleeps? Are its ears or tail twitching? How fast is it breathing? When the time is up, devote the next 15 minutes to documenting the observations.

The first exercise broadens awareness and the second helps improve focus. In daily life, maintain that awareness while using focus as needed. As these studies proceed, you might wonder what a certain species is. Smartphone apps have limitations, but with your new skill sets, take notes and sketches so the species' name can be looked up later. Your attentiveness will be better in all walks of life. Isaac Asimov said, "The most exciting phrase to hear in science, the one that heralds new discoveries, is not 'Eureka!' (I found it!) but 'That's funny.'" Welcome to an enriched perspective of the world filled with new discoveries, great and small!



**Figure 1.** The subject of this study is the mixed species grove by the dam at Royal Lake Park, starting with a monochrome photograph (A). A quick sketch in ballpoint pen (B) is devoid of detail and uninformative; this image is only helpful in design composition. The line drawing (C) is a type of contour drawing, where edges are followed with a consistent line—in this case, using a Rapidograph pen and India ink. As this image has multiple pen lifts from paper, contour drawings often consist of a single line and minimal glances at the paper while the eye and hand coordinate in following the object. This technique can produce good art, but more often it is a tool to improve the way the viewer sees. In this example and without knowing the subject, the audience might guess it is trees or maybe a sea fan or kale leaves. The final sketch (D) used multiple Rapidograph pens and has a mix of lines, textures, and values. It has sufficient detail indicating trees. Omitting the background captured in the snapshot gives the sketch better clarity of the grove. The thinly clumping leaf coverage signifies autumn (spring has more even leaf distribution with smaller foliage—best captured using extensive stippling) and various forms suggest multiple species though the exact ones will require separate sketches of the specimens—subjects for new sketches!

When drawing from life, realize there will be changes in light, wind, and other external influences that alter what is seen. Some artists start sketches (visual notes) in the field, make written notes, and, yes, take snapshots, then complete the piece in the studio. Combining these tools is a great means of improving visual observations.

\* \* \* \* \*

# Exciting Member News!

*Be sure to let me know if you have anything you would like to share about your art endeavors. We would like to hear from you. Contact Teresa at [teresatindlebrunson@gmail.com](mailto:teresatindlebrunson@gmail.com)*

*There was no member news provided this month for this section.*

## ART Opportunities

*This section of the newsletter is for SAG members to let us know about art opportunities in our area. Tell us about any art classes, workshops, exhibits, upcoming art shows to enter, and any other art opportunity you can think of. Please send any art opportunities to [teresatindlebrunson@gmail.com](mailto:teresatindlebrunson@gmail.com) by the 20<sup>th</sup> of each month.*

## **Local Gallery Is Looking For Artists!**

The Artists' Undertaking Gallery currently has openings for one 2D artist and one 3D artist. The gallery is located at 309 Mill Street in historic Occoquan, Virginia and is a co-op of local artists who work in a wide range of styles and mediums.

If you are interested, please visit the gallery website, [www.artistsundertaking.com](http://www.artistsundertaking.com), for more

information about applying for membership and send an email to one of the gallery co-chairs, Suzanne Samuels, [suzanne@studiosassafras.com](mailto:suzanne@studiosassafras.com) or Patti Durbin, [pldurbin@gmail.com](mailto:pldurbin@gmail.com).



# **“ART CLASS with CAROL ZEITLIN Goes VIRTUAL/ON-LINE”**

## **ART LESSONS FOR YOUTH (7/8 years & up/teen):**

New and continuing students will learn to draw and /or paint the *world around them* through still life, landscape, portraits, animals, cartooning, etc. Students develop variety techniques & skills.

**MATERIALS AT HOME: Sketchbook, #2 pencil, eraser, color pencils, Prang watercolor set (white case), glue.** Optional: watercolor sketchbook (approx. 9” x 12”)

### **CHOOSE ONE DAY:**

1. TUESDAY 5:15 - 5:55 pm

2. MONDAY 5:15 - 5:55 pm

---

## **RAWING PLUS COLOR (5-8 years):**

Students are introduced to learning how to draw plus adding color with watercolor, crayons, mixed media. Students learn through still life, landscape, animals, people, favorite stuff animal, cartoon/animated characters and cartooning.

**MATERIALS AT HOME: Sketchbook, #2 pencil, eraser, crayons, watercolors, glue.**

A. TUESDAY 6:15 - 6:55 pm

---

## **ART for ADULTS (Weekday)**

Class is for beginning and continuing students to develop drawing and/or watercolor painting skills including brush painting.

**MATERIALS AT HOME: Sketchbook, #2 pencil/eraser, watercolors (Prang white case), watercolor pad, colored pencils.** Contact instructor for more details if needed.

### **CHOOSE ONE DAY:**

3. MONDAY 3:00 – 4:15 pm

**TO REGISTER:** Call CAROL ZEITLIN (703)250-6930  
E-MAIL: [czeitlinschneier @yahoo.com](mailto:czeitlinschneier@yahoo.com)

**Forward a registration form to a friend**  
**Website:** <http://www.czartlessons.com>

**CHECKS TO:** CAROL ZEITLIN ( separate checks for each class session)  
**MAIL TO:** 6822 Begonia Lane, Haymarket, Va. 20169





---

# Be a Featured Artist on Our Website

---

This is a great opportunity for SAG members to show your artwork and tell a little about yourself and your art journey. Go to our website (<http://www.springfieldartguild.org/>) and scroll down a little and you will see the section for SAG's monthly "Featured Artist". Any member can be a featured artist. Right now our featured artist is Nina Schwartz so you can check out her beautiful artwork and find out about her art journey. We would like to have a different SAG artist each month. If you are interested please contact Teresa Brunson at [teresatindlebrunson@gmail.com](mailto:teresatindlebrunson@gmail.com) . Below are the questions we would like each featured artist to answer so we can put the text along with pictures of your artwork.

## Featured Artist Questions - Springfield Art Guild

We are excited to have you as our next Springfield Art Guild Featured Artist! As part of your feature, we post a write-up about you and your work on our website. We would like you to use the following questions as prompts. Have fun with it!

Please submit an image of yourself, and 6-10 images of your favorite pieces that you would like included in your feature.

**Featured Artist Questions to Answer and Provide to Teresa Brunson (*email listed in above paragraph*):**

1. Your Name:
2. Business/Studio Name:
3. Website:
4. Facebook:
5. Instagram:
6. Preferred Medium:

1. What is your personal artistic motto or mission in a sentence or two?
2. What are three words that describe your style?
3. Where are you coming from and how did you start your artistic journey?
4. What inspires you to create? What holds you back?
5. What is your favorite piece you have created or favorite art experience, and why?
6. Tell us something positive that has happened to you in the last month?