



# SPRINGFIELD ART GUILD

A place for a creative experience

## JANUARY 2024 Newsletter

### IN THIS ISSUE:

- **SAG January Speaker (via Zoom) - Mallery Quetawki**
- **Nature Journaling**
- **SAG Membership and New Benefits**
- **SAG Member Sharing Corner**
- **Welcome New Member**
- **Art Opportunities**
  - 2024 SAG Franconia Government Center Art Show
  - \_\_2024 SAG Spring Juried Virtual Show
  - \_\_Debra Kierce Painting Workshop
  - \_\_Mike Flynn Watercolor Painting Workshop
- **SAG's Open Studio on Wednesdays (an update)**
- **Board Members, President & Speakers Schedule**

### Meeting Schedule

January 10, 2024  
VIRTUAL MEETING

7:00 – 9:00pm via Zoom

A link will be emailed to all members

[www.springfieldartguild.org](http://www.springfieldartguild.org)  
[www.facebook.com/springfieldartguild/](https://www.facebook.com/springfieldartguild/)  
<https://www.instagram.com/springfieldartguild>





# Mallery Quetawki

## CONTEMPORARY / TRADITIONAL ZUNI PUEBLO ARTIST

Mallery Quetawki, a contemporary/traditional Zuni Pueblo artist, was born into a traditional Zuni family in 1985. It was the moment she started walking that her mother believed she was going to be an artist one day. Her mother said she could hardly stand yet she was still able to draw a picture of Mickey Mouse on her living room wall with a red crayon. Mallery too believe it was then that she was trying to “break out” as an artist, something of which she still strives for today.

Raised as traditionally as modernly possible, Mallery has come to revere the culture in which she was molded from. She expresses this throughout her pieces, whether on canvas or on each pot that gets a nice slather of paint that she harvested up at the mesas surrounding her village. Her versatility in artistic creations was birthed in the artisan community of the Zuni Pueblo. It is everywhere, in every corner, and on every grandmas’ living room wall. It is something some members from the village cannot come to find the words for. They were born into this, it is their sixth sense. Creativity reeks in every Zuni’s household, for a majority of them, it is their livelihood. This is why, regardless of her health care career interests, she had to take her art to a whole other level and beyond the crafts person that most are known to be. However, Mallery’s weekend schedule still consists of vending my arts and crafts locally and virtually. She caters to what most people find aesthetic in the community, whether for gift giving like decorated wooden boxes and etched glass to more culturally needed items like stew bowls and sash belts.



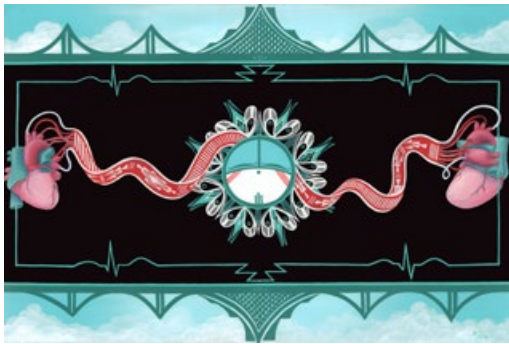
It is evident that her use of design and motif is but a homage to the culture she grew up in. She was fortunate to have gone to college and graduated with a degree in Biology and Art Studio. With the two types of art and science sometimes clashing, it is actually what Mallery says got her through both fields of study. The stress of the other balanced the whole. Having a post-secondary art education opened more depths of art capabilities for Mallery, especially those in the contemporary. The contemporary genre is something most traditional artists from her village laugh and point at because it isn’t what it’s made out to be. As artists they grew up more matter of fact in their art portrayals, very realists in our eyes. So when things pushed the edge of norm, it was looked upon as “ugly” by local artists.

<https://quetawkiart.com/>





With the need to stay as realistic as possible with tremendous color, or give way to artistic relaxation and let the mind paint the canvas, she felt like she was at a crossroads. Mallery was chosen to do a mural for the Zuni Map Art Project regarding the Grand Canyon and its connection to Zuni. She felt it was her most horrific failure. She was at the center of the tug of war of - stay traditional or go contemporary or just make a plein-air landscape. It however is one of her most exhibited pieces. Her next mural came a lot smoother and is thus her most popular. The mural at the Indian Pueblo Cultural Center bought her back down to earth and made her remember that she paints from the heart. It is her most favorite because of the place-making power it has and especially that it is so obviously Zuni-made. It was there the light bulb came on and has not yet shut off. If she stays rooted to her heritage and the artist it made her, it opens doors wider than trying to push it aside and submerge myself into unknown waters. It is her guide as she makes the journey through the perils of making a single piece of art. Mallery's heart has to be in it, otherwise it is just colors on a canvas.



She finds that most of the art she creates starts conversations and sharing of knowledge. There is much symbolism that she uses so that everyone can share the blessings in which these symbols ask for. They are not just designs shot off the hip or created in imagination, but lines created from stories of an ancient people. The designs she utilizes do just that. It is important that these traditions and stories are not lost. It is modern cave painting and petroglyph carvings. It is important to me that I pass down this knowledge through my artwork.

<https://quetawkiart.com/>



**Mallery Quetawki**  
*January 2024 Featured Speaker*



Instagram



SAG is on Instagram! Follow us there.  
You can find us @springfieldartguild



## SAG's Featured Artist is Nancy M. Patrick

Take a look at the SAG website and read all about one of our own talented members.

Scroll to the bottom of our home page to see the beginning of Nancy M. Patrick's information and artwork.

<https://www.springfieldartguild.org/>



If you get  
tired,  
learn to rest,  
not quit.





# NOVA Nature Journal Club



LIKE “The NOVA Nature Journal Club,” on

Facebook! <https://www.facebook.com/groups/544583139673338>

The NOVA Nature Journal Club, a Facebook group administered by SAG Member Elaine Sevy, offers a steady flow of lovely illustrations and journal pages, as well as links to register for a variety of online and in-person classes.

The NOVA Nature Journal Club is managed by SAG Member Elaine Sevy. Our group is a diverse community of artists and naturalists, of all levels, who meet together to connect to nature through art. Though centered in Northern Virginia, it is open to anyone with a passion for exploring nature with a journal.

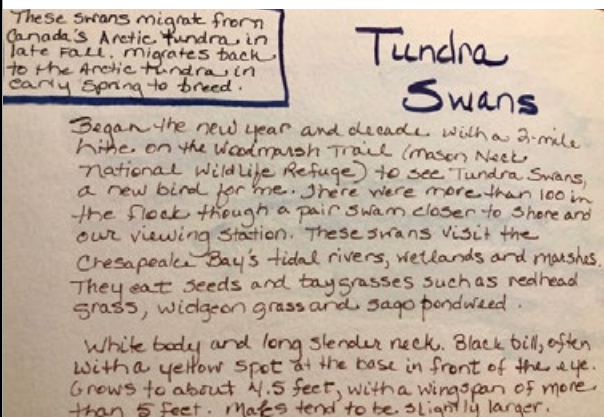
## Winter Nature Journaling Opportunities



**WINTER** Winter has a stark beauty, and it's a great time of year to see birds and other wildlife in the woods. The Bald Eagle couple of Lake Accotink Park are visiting and tidying up their nest so baby eaglets could be on the way. If so, we'll be scheduling a visit to the nest in January or February. Stay tuned.

The Winter months are the best time to see and hear owls too since it's their mating season.

The architecture of Winter trees and plants is beautiful as well, and several classes are being offered on sketching these subjects.



Registration is underway for Fairfax County Park Authority's Winter 2024 (and Fall) Classes (Parktakes), and some great sketch hikes and nature journaling programs are being offered. These classes do fill fast! If the class you want to take is full, get on the wait list. Spaces often become available.

**Margaret Wohler** at Huntley Meadows Park is teaching, **Mindful Drawing (1/14/2024)** and **World Wetlands Day Sketch Hike (2/2/2024)**.

Click on the Link and scroll down to each class to register:

[https://fairfax.usedirect.com/FairfaxFCPAWeb/ACTIVITIES/Search.aspx?place\\_id=7891](https://fairfax.usedirect.com/FairfaxFCPAWeb/ACTIVITIES/Search.aspx?place_id=7891)

**Avery Gunther** at Hidden Oaks Nature Center is teaching **Drawing Outer Space with Oil Pastels (1/20/24)**, and **Make a 12-month Phenology Wheel (1/27/24)**. Click on the Link and scroll down to each class to register:

[https://fairfax.usedirect.com/FairfaxFCPAWeb/ACTIVITIES/Search.aspx?place\\_id=7881](https://fairfax.usedirect.com/FairfaxFCPAWeb/ACTIVITIES/Search.aspx?place_id=7881)

# NOVA Nature Journal Club

Continued...

## **NEW: Winter Birdwalks and Birding Themed Nature Journaling Combination**

As a birding enthusiast and Fairfax Master Naturalist, Elaine Sevy is thrilled to see Lake Accotink Park's naturalist leading Winter Birdwalks on **Friday 12/8/23 (3:30-4:30pm)**, **Saturday 1/13/24 (10:00-11:00am)** and **Friday 2/9/24 (4:00-5:00pm)**. Click on the link and scroll down to register:

[https://fairfax.usdirect.com/FairfaxFCPAWeb/ACTIVITIES/Search.aspx?place\\_id=7911](https://fairfax.usdirect.com/FairfaxFCPAWeb/ACTIVITIES/Search.aspx?place_id=7911)

A Birding-Themed Nature Journaling Sketching Session/Open Studio, hosted by **SAG Member Elaine Sevy**, is scheduled for *Saturday, 1/6/24, 1:00-3:00pm in the Richard Byrd Library's Meeting Room 1*. This session offers those who have participated in the Winter Birdwalks and the Audubon Christmas Bird Count (see Dierdre Hall Pistochini's article about the CBC in this newsletter). Anyone interested in journaling and learning more about our local birds are welcome. We can share ideas, and Elaine will have sample birding journal pages available, as well as nature journaling guides and lessons on drawing birds, art supplies to experiment with (waterproof ink pens and markers, watercolor paints and brushes, and more). Please bring your own sketchbook. *A 7x10inch size sketchbook is perfect for nature journaling. Mixed-media sketchbooks such as Canson XL (98 lb paper) and 1264 Fabriano (110 lb paper) are recommended.*

**Please contact Elaine if you plan to attend**  
cell/text 703-901-5612 and/or [yorkiemum.sevy95@gmail.com](mailto:yorkiemum.sevy95@gmail.com)

Journal pages by Deidre Pistochini



## **Special Time of Year: Audubon Christmas Bird Count**

The 124th Audubon Christmas Bird Count (CBC) will take place between **December 14, 2023 - January 5, 2024**. Each year tens of thousands of volunteers throughout the Americas brave snow, wind, or rain, and take part in the effort. Audubon and other organizations use data collected in this long-running wildlife census to assess the health of bird populations, and to help guide conservation action. The Northern Virginia chapter/Ft. Belvoir sector (which includes Springfield) usually conducts theirs towards the end of December. This

is a wonderful opportunity to hone your observation skills and document the experience in an artistic way in a journal. There is nothing more satisfying than hiking in the woods, observing and documenting our feathered friends as they go about their daily lives. And, one does get a sense of accomplishment in contributing to citizen science.

We've come a long way from the days when the Christmas tradition was to hunt birds as opposed to counting birds. We have an ornithologist named Frank Chapman and the Audubon Society to thank for that.

If you are interested in participating in the Springfield area CBC this year, contact [Elaine Sevy](#) or [Deidre Pistochini](#).

# SAG Membership



**It's easy to become a SAG Member!!** It's a great what to get to know local artists, enjoy Guests Artists presentations, participate in art shows and more! Just fill out a membership form and send it in! [Click here](#) to get a copy.



## NEW BENEFIT FOR OUR MEMBERSHIP

**SAG has some great news for our SAG members!  
You can now access the SAG directory online,  
anytime and anywhere!**

Besides the printed directory, we have created a digital version of the SAG directory on our website. It is a secure and convenient way to find other members and their contact information.

The online directory is located under the "Members" tab on the SAG website. It is only accessible to current members who have the password.

To get the password, please contact **Teresa Brunson** at [teresatindlebrunson@gmail.com](mailto:teresatindlebrunson@gmail.com) or

**Danica Arehart** at [danica.bodytalk@gmail.com](mailto:danica.bodytalk@gmail.com) and they will assist you.





# SAG Member Sharing Corner

## Android / iOS apps for artists

John Nicholson

As I am not among those with natural-born gifts for drawing and color, I have found it useful in my painting to get help from some modern apps. Here are three: two Android, and the third both Android and iOS. Let's start with "DaVinci Eye".



**Da Vinci Eye** is free for both Android and iOS. It's what's called a "camera lucida", which is the electronic equivalent of an optical device for "projecting" images onto a canvas. Lucida implies use in a well-lit room, and is the opposite of a camera obscura – which allows projecting images in a dark room. The latter works on the principle of a pin-hole camera, such as is used to study sunspots without looking at the sun. Leonardo Da Vinci studied and wrote much about the camera obscura, and there is every reason to believe he experimented with it in his art. Anyhow, Da Vinci Eye, installed on a phone or tablet, allows you to load an image, then see both the image and a canvas or

other surface at the same time. The app allows you to control opacity of the image to view better either the photo or your hand. While looking "through" the image, you can trace any part or all onto the surface. It's a bit tricky at first until you learn how to stabilize the phone/tablet, and how to use the controls. The phone & canvas must be separated by a distance which allows you to see the phone's screen at the same time as you reach the canvas to draw. I have been successful at projecting onto a 16 by 20 canvas, but smaller canvases are easier to reach. There are many web articles and youtube videos on how to use this app.



The next app I like is **Notanizer**, which seems to be Android only. With this one, you load an image and then can view it as color, or as a black and white notan, or with the choice of how many values to show. The app lets you control the degree of darkness/light for the values you have selected. It has really helped me in learning about values... such things as connecting darks, and determining which values predominate in a scene. The app is free. On reviews it scored only 3.5 out of 5, but I have found it easy to use and helpful.



The third app I like, another Android app, is **Artist's Color Isolator** (the one by developer Spicy RAM). This is also free. This app is a color picker, color isolator, and also will put a grid of any size over the photo. First off, you select the paint colors in your palette – unfortunately not all common colors are listed. For example, it doesn't list permanent alizarin crimson, but shows claret and some others that look close to alizarin. Then, when you select / isolate a color on the photo, the app shows which colors to mix to get close to the selection. I was surprised how many nature greens can be made using raw umber! It also shows the value for the selected color, using a dark to light


scale of 5 values. The app has some quirks, such as whenever you change the palette you have to exit the program and restart, loading a new photo. Weird. But a useful app. Give it a try.



# SAG NEW MEMBER


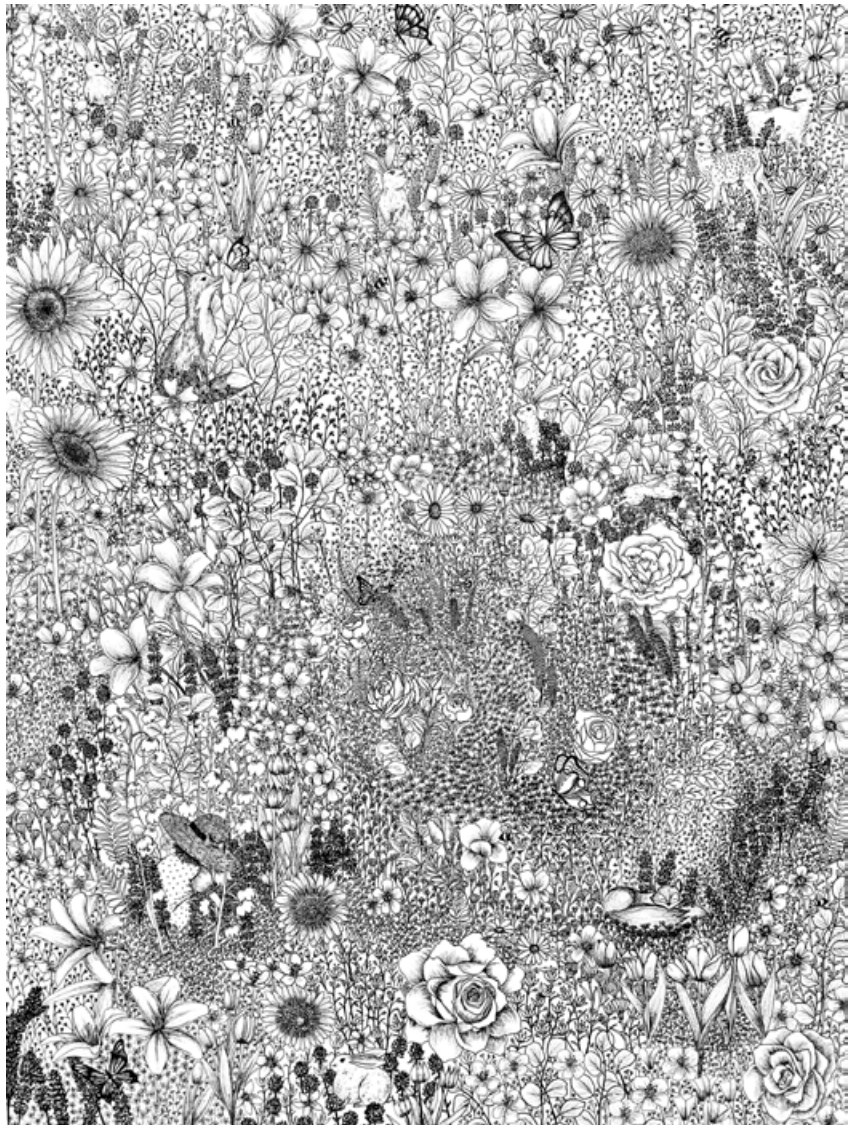
Hee Ra Pyo  
Pen drawing

<https://hrpyo.myportfolio.com>



## Artist Statement

“I find peace in nature because of the calm and relaxing atmosphere that only nature can create. My inspiration comes from surrounding myself in nature. Nature has perfect colors, textures, compositions, impressions, and harmony. I try to incorporate everything I see and feel into a pen drawing that I love to do—simple, yet detailed—delicate, yet bold. I want to share small moments in nature with the audience and hope each one of them can find a place to pause within the chaos in their life.”



# ART Opportunities

This section of the newsletter is for SAG members to let us know about art opportunities in our area. Tell us about any art classes, workshops, exhibits, upcoming art shows to enter, and any other art opportunity you can think of. Please send any art opportunities to [happyingartstudio@gmail.com](mailto:happyingartstudio@gmail.com); [teresatindlebrunson@gmail.com](mailto:teresatindlebrunson@gmail.com) by the 20<sup>th</sup> of each month.

## 2024 SAG Franconia Government Center Art Show CALL FOR ENTRIES Theme: Artist's Choice

Franconia Government Center  
6121 Franconia Road, Alexandria, VA 22310  
January 14, 2024 to March 8, 2024



Winter's Eve by Patricia Hafkemey

This show is open to all Springfield Art Guild members.

Artists may submit up to three (3) artworks.

There is no entry fee.

This show is NOT JURIED. No special theme, artist choice of any of their work.

Exception: Artists should not submit artwork previously shown at Franconia.

People's Choice awards will be done at the Supervisor's Open House.

Winners will receive ribbons.

Submit your entries on the JotForm below including images so that we can create an online version of the show on the SAG website: <https://www.springfieldartguild.org>

JotForm link

<https://form.jotform.com/233237306041142>

ALL ENTRANTS ARE REQUESTED TO SIGN UP TO ASSIST in some aspect of the show: 1) installation/hanging (Jan 13th); 2) helping at the Open House (date TBD) or 3) taking down the show (Mar 9th).

For any questions, please contact one of the co-chairs:

Claire Bentley: [cobentley5931@gmail.com](mailto:cobentley5931@gmail.com), 703-606-8765

Sandy Olszowy: [solszowy@aol.com](mailto:solszowy@aol.com), 571-606-9518

### Schedule for submissions and entries

- Friday, December 1, 2023 -- Open for art submissions
- Saturday, January 6, 2024 -- Deadline for Art Submissions is by midnight
- Saturday, January 13, 2024 -- 10:00am Hanging (snow date - Jan 14th)  
(If you are unable to deliver your art this day, ask a friend or another SAG member to deliver it)
- Sunday, January 14, 2024 -- Art Show opens
- Saturday, January 27, 11-2:00 - Supervisor's Open House / Reception
- Friday, March 8, 2024 -- Show closes
- Saturday, March 9, 2024 -- 10:00am Take down



# Franconia Government Center Art Show continued...

## Submission Criteria

- Open to all currently paid Springfield Art Guild members.
- Artists may submit up to three (3) pieces of original artwork.
- Artwork can be no larger than 36" high x 36" wide, including frame.
- Only original 2-D art will be accepted. Traditional photographs and digitally enhanced photographs are welcome. Drafts, photocopies, offset prints, lithographs, or copies of already published art will not be permitted.
- No three-dimensional work will be accepted. There is no place to display it.
- No wet or soiled work will be accepted.
- Matted work must be clean, well cut and dust free with clean glass. No chipped frames, scratched glass, or dirty mats.
- Gallery wrapped canvases are acceptable ONLY if sides are properly finished with the painting continued around the edges. Raw unpainted edges are not acceptable.

⚠ All paintings must have a label on the back with artist's name, title, medium and price. Artwork must have secure eyehooks and hanging wire. Clip frames, sawtooth hangers, or single nail rings on the backing are not acceptable.

⚠ Wire needs to be sufficient strength to support the weight of the artwork. Wire should be taut, not loose. Ensure wire can't be seen above the frame top exposing the hanging device.

⚠ Please submit good quality photos and make sure you crop your photos well -- make sure no shine appears and that the photos are in focus. Photos not meeting this criteria will be in the show, but might not be put onto the website.

**Final acceptance for this exhibit will be at the curators' discretion.**

## Accepted Artist Requirements

- ALL ENTRANTS ARE REQUESTED TO SIGN UP TO ASSIST in some aspect of the show: 1) installation/hanging (Jan 13th); 2) helping at the Open House (date TBD) or 3) taking down the show (Mar 9th). Please see list at the end of the JotForm.
- All accepted artwork must be delivered, framed and ready to hang to the Franconia Government Center on Saturday, January 13th, between 10:00 and 10:30 am.
- All entrants must pick up their artwork on Saturday, March 9th, between 10:00 am and 10:30 am.
- If you can not drop off your artwork you can have someone drop it off for you.
- If you can not pick up your artwork you MUST arrange for someone to pickup for you.

## Labels and Sales

- Labels will only be made for submitted work. No substitutions or changing paintings once your art is accepted.
- Your preferred contact info will be printed on the label. Please indicate phone or email or both.
- If artwork is not for sale (NFS), please leave contact information blank.
- People interested in purchasing art will contact the artist directly. Sales will be handled by the artist via the contact information they provide on the label.
- You are responsible for collecting and paying VA sales tax and all shipping/delivery aspects of purchased artwork.

# ART Opportunities continued...

## SAG Spring Juried Virtual Show

April 20 – June 29, 2024

### A “Wonder”ful World

This show is open to all Guild members and will be shown exclusively on the Springfield Art Guild website.

This show will be juried. Artwork will be selected by the Juror and cash prizes awarded. In addition to 1 st , 2 nd and 3 rd place awards, other non cash awards may be granted by the juror. **Cash prizes to be awarded.**

The theme for this show is A “Wonder”ful World. This is a chance to find or create A “Wonder”ful World. What makes a “wonder”ful world? There is wonder in many things from the small to the large and the realistic to the fantastical. A medium “boo-boo” or painting accident can create the most wonderful world in an abstract.

A plant that has an unusual or beautiful bloom, interesting symmetry in petals or leaves, coloring, etc. can be a wonderful world.

What makes you wonder what, how and why?

The wonder of a new baby or relationship.

The wonder of the clouds and their formations, patterns and moods.

Your imagination is a powerful tool which may make you create a whole new wonderful world which you captured with your paint brush, your camera or other medium.

There is wonder in nature, mechanics and buildings too.

Insects and animals have fascinating worlds be it their bodies or their homes.

If you look carefully, there is an abundance of wonderful worlds in this world and your mind’s world too.

What world do you see wonder in?

All mediums and styles can be submitted. 3-D artists can submit more than one image for each entry. All artists submitting the maximum of 3 pieces will be guaranteed at least one is entered into the show. **The Entry fee is \$10 each or 3 for \$25.**

Our juror for this show is **Bryan Jernigan**. Below is a little bit about our juror. He will be jurying our show online, so make sure your photos are of good quality, well cropped and in jpeg format. Our juror will pick all the artwork for this show and give out awards.

### **Bryan Jernigan**

I grew up in Southwest Oklahoma and attended a public school that was so small we didn’t have high school-level art classes. It wasn’t until I attended undergraduate school at Oklahoma State University that I had formal art training. I graduated from graduate school at Drake University in Des Moines, IA, and while I mastered in communications, all my elective courses were in studio art.



# SAG Spring Juired Virtual Show continued...

I was very positively impacted by the Washington Color School well before I moved to Washington, D.C. in 1990, and I was privileged to meet and befriend Sam Gilliam, a second-generation Washington Color School painter early on in my artistic career.

I was commissioned by the City of Alexandria to create 50 unique pastel landscapes for an artistic promotion program pre-pandemic and recently, I was commissioned through the Art League to create five oversized paintings for a new-construction condominium community overlooking the Potomac River.

Color is the root of all my paintings. Invented color schemes, interlocking organic forms, and decisive brushwork characterize my work. It comes from a place deep inside.

While a bit unconventional, my process has always been to work in one medium (say, pastel landscapes) and then cycle into another (say, acrylic abstraction). I find that one medium takes a certain amount of concentration and then the other allows me to be freer and expressive.

When I am not creating work, I like to foster creation in others by doing demonstrations, teaching workshops and classes. I've taught abstract painting classes and workshops for the Art League of Alexandria, Arlington Artists Alliance, Falls Church Arts, Vienna Arts Society, Capitol Hill Art League, PaintSpace NOLA in New Orleans and Hudson River Valley Art Workshops, among others. At the Arlington Artists Alliance, I've also served on the board of directors for seven years and for four years as the president of the organization. I've taught pastel landscape and still life workshops for many arts organizations regionally, nationally and internationally, taking groups of students to France, Scotland and Mexico, for immersive pastel painting experiences.

## Schedule for submissions and entries:

**February 24 to March 27, 2024 – Art submission dates**

All digital jpeg images & entry info must be received by March 27, 2024

Payment must be postmarked by March 27, 2024

**April 15, 2024 – Members will be notified of art work acceptance by email by this date.**

**April 20 – June 29, 2024 - Virtual exhibit on SAG's website**

**May 5, 2024 - Zoom Reception/talk and Award Announcements starting at 3PM.**

## Submission Criteria:



JotForm Link for the Spring Virtual show:

<https://form.jotform.com/233363726499165>

1. Artwork must fit the theme A “Wonder”ful World. Any style or medium is welcome. Artwork previously shown in a SAG Virtual show before will not be accepted.
2. Only original 2-D and 3-D art, will be considered. Traditional photographs and digitally enhanced photographs are welcome. Drafts, photocopies, offset prints, lithographs, or copies of already published art will not be permitted.
3. We encourage all artwork submitted be for sale. You may include a single “Not for Sale” piece in order to help you submit the 3 art piece max to guarantee you get at least one in the show.

# SAG Spring Juired Virtual Show continued...

4. If selected, your artwork will appear in the exhibition from April 20 to June 29, 2024.
5. If your artwork sells, it will be marked on the website as sold and you may proceed with making arrangements to deliver your artwork to the buyer, pay VA sales tax and pay a 10% commission fee to SAG
6. SAG members may submit up to 3 pieces of artwork. Only good quality photos of unframed art will be accepted. Any photos that do not meet these criteria will not be accepted. Submitting 3 pieces will guarantee that you get at least one in.
7. If you submit a diptych or triptych, it will count as one piece of artwork.
8. Artists selling their art will be responsible for collecting the money, collecting and paying the Virginia sales tax, and all shipping aspects of purchased artwork. SAG's website does not have e-commerce capability. People interested in purchasing art will be directed to a single SAG point of contact who will contact the individual artists. Commissions will be paid directly to the Springfield Art Guild no later than July 31, 2024. Send your 10% commission check to the treasurer: **Marshall Carolus, at 4476 Raleigh Ave. Apt.102 Alexandria, VA 22304.**
9. Photographs of art must portray a clear and accurate view of what the piece looks like. Artwork previously shown at a SAG sponsored show may be submitted.
10. You will be submitting your entries on JotForm. Please follow this link: <https://form.jotform.com/233363726499165>. The JotForm for the Spring Virtual Show will direct you to enter your contact details and information about each submission, including title, size, medium, and image. Each image must be renamed before you upload it to the JotForm ("YourLastName\_FirstName\_Title\_Entry1.jpg"). The jpeg needs to be no smaller than 250KB and no larger than 1MB. Many of you may need to resize your photos. Please email [sagcurating@gmail.com](mailto:sagcurating@gmail.com) with any questions about the JotForm submission process.
11. Make sure your membership is up to date.
12. In submitting to this show, you are agreeing that you are an active SAG member and you are submitting your own artwork. Artwork photos and form for submission must be received by March 27, 2024

## Registration Payment Form

Registration and payment must be postmarked by March 27, 2024.

Make checks payable to **SAG** and

send payment with this registration form ( page 15) to

**Christine Jenkins, 5215 Pumphrey Drive Fairfax, VA 22032**

This show is open to **SAG MEMBERS ONLY.**

Members may enter up to 3 pieces. Entering 3 pieces, will guarantee that you get at least one piece in the show.

Most to all of the Submission fees will go into cash prizes.

**Entry Fee: \$10 each or 3 for \$25.**



# SAG Spring Juired Virtual Show continued...

## SAG Spring Juried Virtual Show Entry form

Please print clearly. This information is used to keep track of all the art submitted.

Total of art pieces submitted electronically \_\_\_\_\_

1 entry is \$10.00

2 entries are \$20.00

3 entries are \$25.00

Total payment \_\_\_\_\_

Make checks to the Springfield Art Guild

Send to Christine Jenkins to the address on the prospectus

I have read the Prospectus and agree to the terms of entering the show.

\_\_\_\_\_  
Signature

\_\_\_\_\_  
Date



*A "Wonder"ful World*

# ART Opportunities continued...

## Debra Keirce Painting Workshops

### PAINTING AND DRAWING REALISM IN TUSCAN

<https://www.debkart.com/workshop/34623/painting-and-drawing-realism-in-tuscany>

#### Date

9/18/2024 - 9/25/2024

#### Cost

\$3,990.00

#### Location

Italy

Cortona, (Not Specified)

Tuscany

United States



#### Contact Info

Patrick at Toscana Americana Workshops

[InfoTuscany@aol.com](mailto:InfoTuscany@aol.com)

This workshop is an all inclusive art retreat to the beautiful Tuscan countryside. Lodging in an upscale hotel with private rooms and baths, food, wine, excursions, transportation to and from Florence airport are all included. And of course, the workshop instruction will include fun painting experiences that emphasize how accurate drawings result in more realistic paintings.

[If you are interested in joining me,](http://www.toscanaamericana.com/debrakeircehome.html)  
<http://www.toscanaamericana.com/debrakeircehome.html>

This oil painting workshop is for all skill levels. It's for anyone who wants to learn how to add more realism to their work. Experience this modern approach to the techniques and concepts master artists in Tuscany have used since the Renaissance. Immerse yourself in Italy's medieval beauty, while you learn how to paint in oils using chiaroscuro, sfumato, sprezzatura, and impasto.

Are you surprised to learn that these oil painting techniques work on any subject? Whether you love to paint landscapes, portraits, still life, fantasy, or all of the above, creating in a way that makes images look three dimensional is the same. Join Debra Keirce, an experienced instructor, for a memorable week of fun, learning and camaraderie in Cortona, Italy this spring.



# ART Opportunities continued...

## Watercolor Painting Workshop

(“Ocean View”)

*Taught by award winning artist Mike Flynn*

This class is designed for students (beginner to intermediate) who want to explore the unique principles of watercolor: transparency, speed and spontaneity.

Workshop will emphasize and demonstrate brush work, color mixing, wash techniques, value patterns, design layout and composition. Students will create an 8 x 10 painting.

All art supplies will be provided by the instructor, but students must bring a wood panel or foam board approx. 16” x 20” to use as a painting support device.



Students who wish to use their own supplies, or obtained them in a previous workshop, please let Mike Flynn know for planning purposes.

*Must be 16+ years and class is limited to eight students.*

**When:** Monday, January 15, 2024 - Martin Luther King Holiday

**Time:** 9:00am to 12:00 noon (3 hours)

**Where:** The Loft Gallery, 313B Mill Street (upstairs), Occoquan, VA

**Price:** \$85 (includes instruction and painting supplies)

**For Registration and Information:** <http://mikeflynnartist.com>

**Supplies provided by instructor:** disposable plate pallets, watercolor paper, paint, brushes, plastic cup, tissue, pencil, eraser, tape, white gouache. Students painting will be 8”x10” and fit an 11”x14” mat.

## EXCITING MEMBER NEWS!

Be sure to let me know if you have anything you would like to share about your art endeavors.

We would like to hear from you. Contact Ying at [happyartstudio@gmail.com](mailto:happyartstudio@gmail.com)



## Join us on Wednesdays!

### AN UPDATE ABOUT THE ONGOING WEDNESDAY OPEN ART STUDIO

Since there has been low demand and attendance for this event and that the number of people who are hosting it are now two, we have decided that this event will only be held on the **1st and the 3rd Wednesdays of every month**. A Zoom link will still be sent out a few days before the day of each of those events. Look for them or save an old link to use since we use the same link each time. Just click on the link, join the meeting, add your video and sound and you are good to go.

For those of you who do not know or have never joined the Open Art Studio, this is a meeting via Zoom where you can paint in your own studio (or anywhere for that matter), talk with and get to know your fellow SAG members, get help from those members (if needed), have a designated time to paint (draw or create) each week and see what others are working on. **It is only 1 1/2 hours the 1st and the 3rd Wednesdays of the month starting at 1PM**. You can stay for the whole time or just pop in for a quick critique.

Look forward to seeing you!

**Come join us you'll be glad you did!**

This is a great way to get to know your fellow Springfield Art Guild members:

- You can paint, draw, create or watch what others are working on during this time.
- You can get feedback from the other artists on your current work or something you have been stuck on. Another view point is always helpful.
- You have the luxury of painting in your studio with all your supplies handy and not have to lug them to class or another location. Also blocking out the time, guarantees that you will at least be creative once a week.

**When:** Wednesdays from 1- 2:30pm

**Where:** On Zoom - SAG members meet on Weds to work on any art project of their choosing. The zoom link is always the same and is sent weekly to all members by email.

**What's is all about??** It's a virtual get-together giving everyone a chance to work on their personal art in a group setting for inspiration, encouragement and to just have fun chatting, and painting or drawing again.



Any SAG member can be a featured artist on the home page of our website.  
Please check below to find out what you need to do.



## Be a Featured Artist on Our Website

This is a great opportunity for SAG members to show your artwork and tell a little about yourself and your art journey. Go to our website (<http://www.springfieldartguild.org/>) and scroll down a little and you will see the section for SAG's monthly "Featured Artist". Any member can be a featured artist. We would like to have a different SAG artist each month. If you are interested please contact Teresa Brunson at [teresatindlebrunson@gmail.com](mailto:teresatindlebrunson@gmail.com). Below are the questions we would like each featured artist to answer so we can put the text along with pictures of your artwork.

### Featured Artist Questions - Springfield Art Guild

We are excited to have you as our next Springfield Art Guild Featured Artist! As part of your feature, we post a write-up about you and your work on our website. We would like you to use the following questions as prompts. Have fun with it!

Please submit an image of yourself, and 6-10 images of your favorite pieces that you would like included in your feature.

**Featured Artist Questions to Answer and Provide to Teresa Brunson** (*email listed in above paragraph*):

1. Your Name:
  2. Business/Studio Name:
  3. Website:
  4. Facebook:
  5. Instagram:
  6. Preferred Medium:
- 
1. What is your personal artistic motto or mission in a sentence or two?
  2. What are three words that describe your style?
  3. Where are you coming from and how did you start your artistic journey?
  4. What inspires you to create? What holds you back?
  5. What is your favorite piece you have created or favorite art experience, and why?
  6. Tell us something positive that has happened to you in the last month?



Board Meetings are  
open to everyone!  
Hope you can join!



## Meet SAG's 2023-2024 Board Members

*Springfield Art Guild Board welcomes new Board Members  
Ying Zhang, Susan Fay and John Nicholson*

The SAG President schedule will rotate among some of the board members. The Acting President schedule will be listed in the newsletter. If you have questions you can contact any board member.

SAG is looking forward to another great year with our Guest Speaker's Series, members' shows and other activities throughout the year.

SAG will be meeting in-person Sept.-June **except** Jan. and Feb. where we will meet via Zoom. Everyone is encouragd to invite friends to join us for our Guest Speakers series.

### Advisors:



**Teresa T. Brunson**  
Website  
Former President



**Lydia Jechorek**  
Membership  
Former Board Member



**Alice Merritt**  
Librarian  
Former Board Member



**Elaine Sevy**  
Nature Journaling  
Coordinator &  
Former Board Member



**Donnalynne Lefever**  
Vice President



**Marshall Carolus**  
Treasurer



**Deidre Pistochini**  
Secretary



**Ying Zhang**



**Courtney Swift**



**Susan Fay**



**Gladys Berly**



**John Nicholson**



**Pat Hafkemeyer**

### Acting President and Alternate Schedule Chart

2023-24	Acting President	Member Mtg	Board Mtg	Alternate
September	Marshall Carolus	13	18	Pat Hafkemeyer
October	Courtney Clark	11	16	Donnalynne LeFever
November	Pat Hafkemeyer	8	13	Susan Fay
December/Holiday Party	Ying Zhang	13	18	Courtney Clark
January (Zoom)	Gladys Berly	10	15	Ying Zhang
February (Zoom)	Gladys Berly	14	19	Susan Fay
March	Susan Fay	13	18	Pat Hafkemeyer
April	Courtney	10	15	Ying Zhang
May	TBD	8	13	TBD
June	Donnalynne LeFever	12	17	Gladys Berly

## Contact Information for Board Members and Advisors

First Name	Last Name	Email	Role	Month as Acting President
Gladys	Berly	Gberly@verizon.net	Publicity	January; February; backup: June
Marshall	Carolus	marshallcarolus@aol.com	Treasure, Grace Church Contact, guest speaker coordinator.	September
Courtney	Clark	swiftclark@icloud.com	Publicity, gmail coordinator	October; April; backup: December
Pat	Hafkemeyer	Pat.Hafkemeyer@cox.net	Membership, Green Spring Gardens show chair	November; backup: March
Donnalyne	Lefever	magickaldl@gmail.com	Vice President, Board Meetings	June; backup: October
Susan	Fay	sb Fay@verizon.net	Instagram	March; backup: November and February
Ying	Zhang	happyingartstudio@gmail.com	Newsletter	December; backup January and April
Deidre	Pistochini	pistofam@msn.com	Secretary, Nature Journaling	
John	Nicholson	jpnicholson.2@gmail.com		
Lydia	Jechorek	raylyd@verizon.net	Membership, Guest Speaker/ zoom coach	
Teresa	Brunson	teresatindlebrunson@gmail.com	Newsletter Assistant, Website	
Alice	Merritt	amerritt5@verizon.net	Books & thumb drives	
Elaine	Sevy	yorkiemum.sevy95@gmail.com	Nature journaling, Facebook admin.	

## SAG's Featured Speaker List for Our 2023-2024 Season

All meetings will be in-person except January and February

2023-24	Guest Speaker	Art Topic
Sep 13	Rachel Collins	Watercolor and Abstraction in Nature
Oct 11	Lory Ivey Alexander	Multilayered, Vibrantly Colored Paintings
Nov 8	Veronica Barker-Barzel	printmaking
Dec 13	<b>No Speaker</b>	<b>Holiday Party</b>
Jan 10	Mallery Quetawki ( <u>zoom</u> )	Contemporary/traditional Zuni Pueblo Artist
Feb 8	Serena Supplee ( <u>zoom</u> )	Oil and Watercolor Artist from Moab, Utah
Mar 13	Patricia Rice	Oil Painting on Copper
Apr 10	Bryan Jernigan	Pastel Artist
May 8	Sermin Ciddi	Traditional Ottoman Art
Jun 12	Pete Van Riper	Figure Drawing